



# DYNA® MODELS

2009 HARLEY-DAVIDSON® PARTS CATALOG

99439-09A

# READER COMMENTS

The Harley-Davidson Service Communications Department maintains a continuous effort to improve the quality and usefulness of its publications. To do this effectively, we need user feedback — your critical evaluation of this manual.

Please comment on the completeness, accuracy, organization, usability, and readability of this manual.

---

---

---

---

---

Please list the page, item, and part number(s) of any errors you find in this manual.

---

---

---

---

---

Please tell us how we can improve this manual.

---

---

---

---

---

Occupation:

---

Name:

Dealership:

---

Street:

Department:

---

City:

State:

Zip:

---

2009 Dyna Models Parts Catalog (99439-09A)

Please clip out and mail to:  
Service Communications Department  
Harley-Davidson Motor Company  
P.O. Box 653  
Milwaukee, WI USA 53201

CMI-.75M-08/09

Cut Here

Cut Here

*PLEASE ADD ANY OTHER COMMENTS HERE*

# GENERAL INFORMATION

## 2009 DYNA MODELS PARTS CATALOG

**THIS IS NOT AN ASSEMBLY MANUAL AND SHOULD NOT BE USED AS SUCH**

### About This Manual

This Parts Catalog has been prepared to make it easier for you to order parts for the 2009 Dyna model motorcycles. You will also find a complete Hardware Listing at the back of the book for your convenience. The numbers shown in the illustrations correspond to the numbers in the "INDEX NO." column in the parts lists. Please consult the illustrations when ordering parts to make sure you receive all the required parts. Take note that the number in parenthesis following the part description is the quantity of that part needed for complete assembly; if there is no number in parenthesis, only one is used. Prices of parts in this catalog are published separately.

The following instructions should be followed carefully when ordering parts:

- The "MODELS" column in the parts lists may include one or more two-character codes that correspond to the V.I.N. model designations. The Dyna models and their respective two-character codes are listed at the bottom of each right-hand page for your reference. If a part fits all Dyna models, "All" will be in the corresponding "MODEL" column.
- Be sure to specify the correct part number for each item. The part numbers appear under the "PART NO." column in the parts lists.
- Orders may be placed via your computer for all parts. Please review your system documentation for details on placing orders electronically. All non-warranty replacement crankcase orders require return of the complete left crankcase half with V.I.N.. All non-warranty replacement frame orders require return of the steering neck with V.I.N.. Non-compliance will result in a fine. See non-warranty frame and crankcase policy or contact your SPOC team for details.
- The sale or use of these parts or accessories does not grant the purchaser a license or other right under any Harley-Davidson patent.
- For all 2008 and later painted parts refer to the Service Section of [h-dnet.com](http://h-dnet.com) which features a listing of painted part numbers for all Harley-Davidson motorcycles.

To the best knowledge of Harley-Davidson Motor Company, the material contained herein is accurate as of the date this publication was approved for printing. Harley-Davidson Motor Company reserves the right to change specifications, equipment, or designs at any time without notice and without incurring obligation.

### Vehicle Identification Number (V.I.N.)

See Figure 1 on the next page. The full 17-digit serial, or V.I.N., is stamped on the right side of the frame backbone at the rear of the steering head. The V.I.N. is printed on a label on the right side of the down tube.

An abbreviated V.I.N. is stamped on the left side crankcase between the front and rear cylinders.

Sample V.I.N. as it appears on the steering head - **1HD1GN4179K111000**

Sample abbreviated V.I.N. as it appears on the left crankcase - **GN49110000**

Always give the full 17-digit V.I.N. when ordering parts or making any inquiry about your motorcycle.

1
2
3
4
5
6
7
8
9
10

1 HD 1 GN 4 1 7 9 K 111000

**Figure 1. Typical Harley-Davidson V.I.N.: 2009 Dyna Models**

**Table 1. Harley-Davidson V.I.N. Breakdown: 2009 Dyna Models**

POSITION	DESCRIPTION	POSSIBLE VALUES
1	Market designation	1=Originally manufactured for sale <b>within</b> the United States 5=Originally manufactured for sale <b>outside</b> of the United States
2	Manufacturer	HD=Harley-Davidson
3	Motorcycle type	1=Heavyweight motorcycle (901 cc and larger)
4	Model	See V.I.N. model table
5	Engine type	4=Twin Cam 96™, 1584 cc air-cooled, fuel-injected
6	Introduction date	1=Regular 2=Mid-year 3=California/regular 4=Cosmetic changes and/or special introductory date 5=California/cosmetic changes and/or special introductory date 6=California/mid-year
7	V.I.N. check digit	Can be 0-9 or X
8	Model year	9=2009
9	Assembly plant	K=Kansas City, MO U.S.A.
10	Sequential number	varies

**Table 2. V.I.N. Model Codes: 2009 Dyna Models**

CODE	MODEL	CODE	MODEL
GM	FXD Dyna Super Glide®	GX	FXDB Street Bob™
GV	FXDC Dyna Super Glide Custom®	GY	FXDF Fat Bob™
GN	FXDL Dyna Low Rider®		

©2008 H-D.

## ALPHABETICAL INDEX

PART DESCRIPTION .....	PAGE	PART DESCRIPTION .....	PAGE
AIR CLEANER.....	23	FRONT WHEEL - CAST & SLOTTED.....	57
ALTERNATOR & REGULATOR.....	25	FRONT WHEEL - LACED.....	59
BATTERY CABLES.....	107	FUEL GAUGE.....	99
BATTERY COVERS, SIDE & TOP.....	107	FUEL PUMP, SENDER, TOP PLATE.....	99
BATTERY TRAY & BATTERY.....	107	FUEL TANK.....	97
BELT GUARD.....	73	FUEL TANK CONSOLE - FXD.....	115
BELTS, CHAINS, SPROCKETS.....	45	FUEL TANK CONSOLE - FXDC.....	113
BRACKET, SPEEDO/TACH - FXD.....	109	FUEL TANK TRIM.....	101
BRAKE CALIPER, FRONT.....	53	GASKET KITS.....	9
BRAKE CALIPER, REAR.....	55	GASKET KITS.....	11
BRAKE CONTROL, FRONT.....	49	GASKET KITS.....	17
BRAKE CONTROL, REAR.....	51	GEAR SHIFTER.....	33
BRAKE DISC, FRONT, CAST & SLOTTED.....	57	HANDLEBAR.....	79
BRAKE DISC, FRONT - LACED.....	59	HANDLEBAR GRIPS.....	83
BRAKE DISC, REAR, CAST & SLOTTED.....	61	HANDLEBAR SWITCHES.....	81
BRAKE DISC, REAR - LACED.....	63	HARNESS, HANDS-FREE.....	127
BRAKE LINES, FRONT.....	49	HEAD, CYLINDER.....	9
BRAKE LINES, REAR.....	51	HEADLAMP (1 OF 2).....	85
CABLE, CLUTCH CONTROL.....	47	HEADLAMP (2 OF 2).....	87
CAMSHAFTS & CAM COVER - TWIN CAM 96™.....	17	HORN.....	117
CAM SUPPORT ASSEMBLY.....	17	IGNITION MODULE & COIL.....	27
CIRCUIT BREAKERS.....	121	INDICATOR, CONSOLE LAMP.....	109
CIRCUIT BREAKERS.....	125	INDUCTION MODULE.....	21
CIRCUIT BREAKERS.....	127	INNER TUBE.....	63
CLUTCH.....	41	INSTRUMENTS - FXD.....	109
CLUTCH CONTROL.....	47	INSTRUMENTS - FXDB & FXDL.....	111
CONSOLE, FUEL TANK - FXD.....	115	INSTRUMENTS - FXDC & FXDF.....	113
CONSOLE, FUEL TANK - FXDC.....	113	JIFFY STAND.....	71
CONSOLE, SPEEDO/TACH - FXDB & FXDL.....	111	LABELS.....	129
COVER, CLUTCH.....	43	LICENSE PLATE BRACKET.....	89
COVER, ELECTRICAL CADDY.....	127	LIFTER COVERS.....	11
COVERS, ROCKER ARM.....	11	LOCK SET, FORK.....	71
CRANKCASE & ENGINE OIL FILTER - TWIN CAM 96™.....	15	LOCK SET, FORK.....	127
CYLINDERS, HEADS, VALVES - TWIN CAM 96™.....	9	LOCK SET, IGNITION.....	127
DEBRIS DEFLECTOR.....	73	MASTER CYLINDER, W/ BRAKE PEDAL (REAR).....	51
DECALS, FUEL TANK.....	101	MASTER CYLINDER, W/ HAND LEVER (FRONT).....	49
ELECTRICAL CADDY.....	127	MIRRORS.....	47
ELECTRONIC CONTROL MODULE.....	27	MIRRORS.....	49
ENGINE ASSEMBLY - TWIN CAM 96™.....	7	MODULE, TURN SIGNAL CANCELLER.....	127
ENGINE MOUNTS & STABILIZER LINK.....	19	MOTOR MOUNT ISOLATOR, FRONT & REAR.....	19
ENGINE SENSORS & SWITCHES.....	29	MUFFLERS - FXD, FXDL, FXDC & FXDB.....	103
EVAPORATIVE EMISSIONS KIT.....	131	MUFFLERS - FXDF.....	105
EXHAUST SYSTEM - FXD, FXDL, FXDC & FXDB.....	103	OIL FILTERS & MOUNTS.....	15
EXHAUST SYSTEM - FXDF.....	105	OIL PAN, TRANSMISSION.....	37
FENDER, FRONT.....	89	OIL PRESSURE SWITCH.....	29
FENDER, REAR.....	89	OIL PUMP ASSEMBLY.....	17
FENDER, REAR.....	89	OIL TANK, TRANSMISSION.....	37
FENDERS & FENDER COVERS.....	89	PISTONS & FLYWHEEL ASSEMBLY - TWIN CAM 96™.....	13
FLYWHEEL.....	13	PRIMARY CHAIN.....	45
FOOTRESTS.....	77	PRIMARY HOUSING.....	43
FORK, FRONT.....	65	PUSH RODS.....	11
FORK, REAR.....	73	REAR BELT.....	45
FRAME & JIFFY STAND.....	71	REAR BRAKE CALIPER.....	55
FRONT BRAKE CALIPER.....	53	REAR BRAKE CONTROL.....	51
FRONT BRAKE CONTROL.....	49	REAR FORK, DEBRIS DEFLECTOR, BELT GUARD.....	73
FRONT FORK (1 OF 2).....	65	REAR WHEEL - CAST & SLOTTED.....	61
FRONT FORK (2 OF 2).....	67	REAR WHEEL - LACED.....	63
FRONT TURN SIGNALS.....	91	RELAY, STARTER.....	31

## ALPHABETICAL INDEX

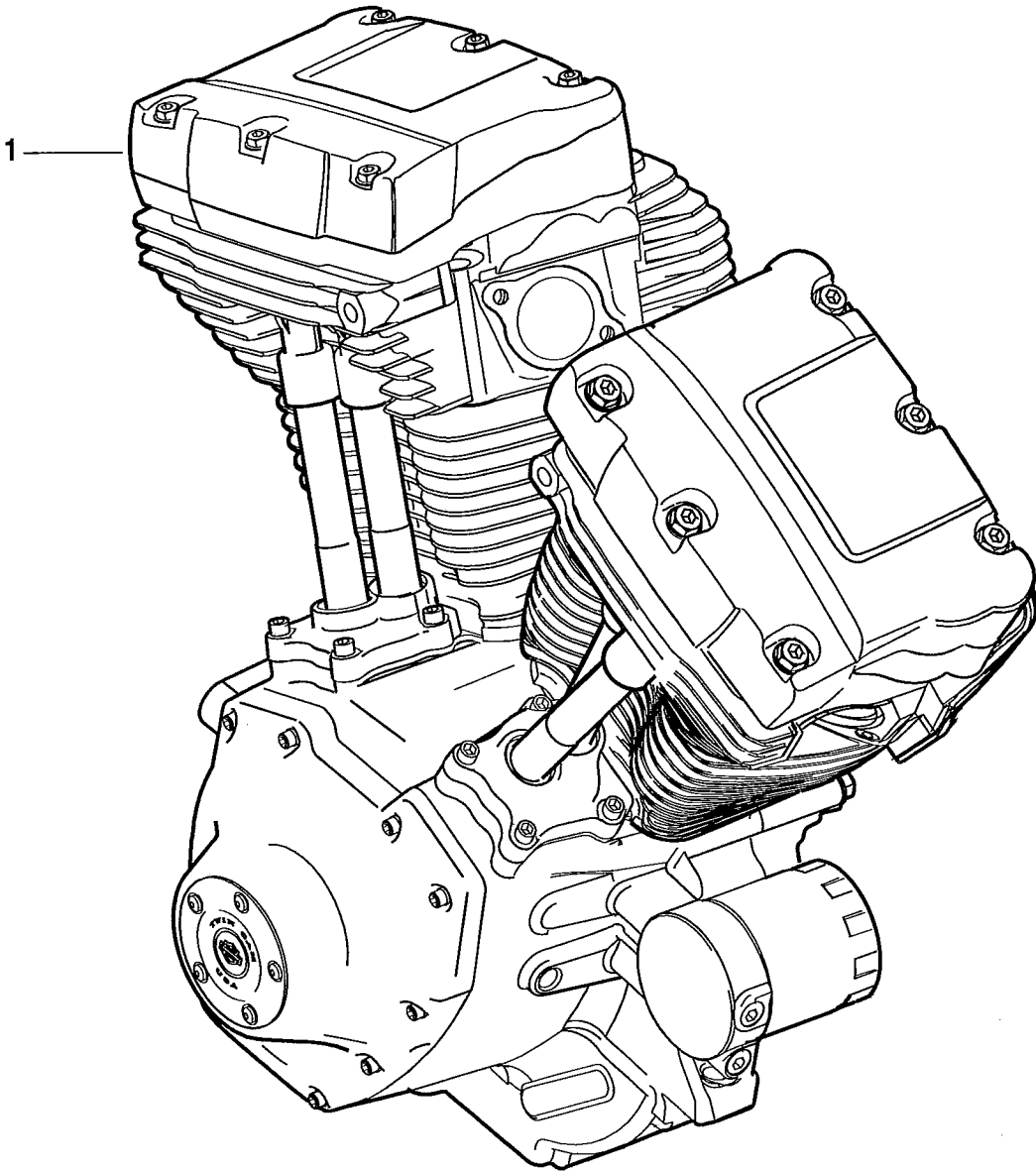
PART DESCRIPTION .....	PAGE	PART DESCRIPTION .....	PAGE
ROCKER ARM ASSEMBLY & PUSH RODS - TWIN CAM 96™ .....	11	THROTTLE CONTROL .....	83
ROTOR ASSEMBLY .....	25	TIRE, FRONT - CAST .....	57
SEATS .....	75	TIRE, FRONT - LACED .....	59
SENSORS .....	29	TIRE, FRONT - SLOTTED .....	57
SHIFTER CAM .....	33	TIRE, REAR - CAST .....	61
SHIFTER FORK .....	33	TIRE, REAR - LACED .....	63
SHIFT LEVER .....	33	TIRE, REAR - SLOTTED .....	61
SHOCK ABSORBERS - HYDRAULIC .....	69	TRANSMISSION BEARINGS & SIDE COVERS .....	35
SIREN .....	127	TRANSMISSION GEARS .....	39
SPARK PLUG .....	27	TRANSMISSION HOUSING & OIL TANK .....	37
SPARK PLUG CABLE .....	27	TRIM PANEL - FXDC .....	113
SPEEDOMETER - FXD .....	109	TURN SIGNALS, FRONT .....	91
SPEEDOMETER - FXDB & FXDL .....	111	TURN SIGNALS, REAR .....	93
SPEEDOMETER - FXDC & FXDF .....	113	VALVES .....	9
SPROCKETS .....	45	WHEEL, FRONT - CAST .....	57
SPROCKETS .....	61	WHEEL, FRONT - LACED .....	59
SPROCKETS .....	63	WHEEL, FRONT - SLOTTED .....	57
STABILIZER LINK, ENGINE .....	19	WHEEL, REAR - CAST .....	61
STARTER MOTOR .....	31	WHEEL, REAR - LACED .....	63
STATOR .....	25	WHEEL, REAR - SLOTTED .....	61
SWITCH, IGNITION .....	71	WIRING HARNESS - FXD, FXDB & FXDL (1 OF 2) ...	119
SWITCH, IGNITION .....	113	WIRING HARNESS - FXD, FXDB & FXDL (2 OF 2) ...	121
SWITCH, IGNITION .....	127	WIRING HARNESS - FXDC & FXDF (1 OF 2) .....	123
SWITCH, OIL PRESSURE .....	29	WIRING HARNESS - FXDC & FXDF (2 OF 2) .....	125
SWITCHES, HANDLEBAR .....	81		
SWITCHES & CIRCUIT BREAKERS .....	127		
TACHOMETER - FXDB & FXDL .....	111		
TAIL LAMP & REAR TURN SIGNALS (1 OF 2) .....	93		
TAIL LAMP & REAR TURN SIGNALS (2 OF 2) .....	95		

### REFERENCE MATERIAL

HARDWARE LIST .....	132
NEW PARTS LIST .....	135
NUMERICAL INDEX .....	137



# ENGINE ASSEMBLY



<b>INDEX NO.</b>	<b>PART NO.</b>	<b>DESCRIPTION</b>	<b>MODEL(S)</b>
1	19255-09	ENGINE ASSEMBLY (black/chrome)	GN
	19256-09	ENGINE ASSEMBLY (silver)	GM
	19262-09	ENGINE ASSEMBLY (silver/chrome)	GV
	19587-09	ENGINE ASSEMBLY (black)	GY
	19863-09	ENGINE ASSEMBLY	GX

**INTERNATIONAL MODELS ONLY**

**2009 model year international Dyna motorcycles use the same engine assemblies as the 49-state U.S. models listed above.**

**2009 MODEL IDENTIFICATION CODES**

GM = FXD

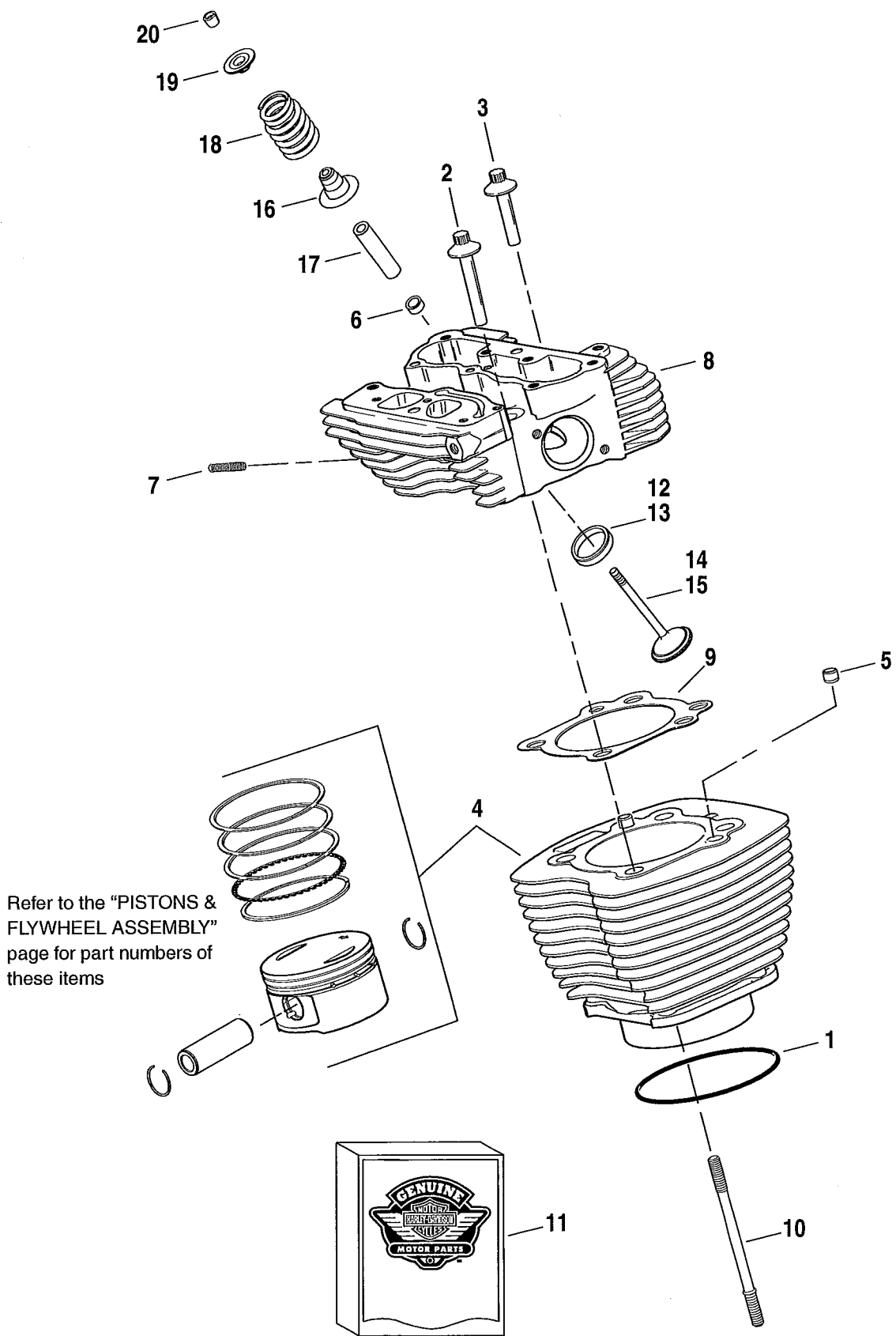
GN = FXDL

GV = FXDC

GX = FXDB

GY = FXDF

# CYLINDERS, HEADS, VALVES (REAR SHOWN)



INDEX NO.	PART NO.	DESCRIPTION	MODEL(S)
1	11256	O-RING, cylinder base (2)	ALL
2	16478-85A	SCREW, internal thread 3-3/16 in. long (4)	ALL
3	16480-92A	SCREW, internal thread 1-7/8 in. long (4)	ALL
4	17459-07	CYLINDER ASSEMBLY, w/ piston, rings, piston pin & retaining rings (silver) (2)	GM/GV
	17458-07	CYLINDER ASSEMBLY, w/ piston, rings, piston pin & retaining rings (black) (2)	GN/GY
	17558-08	CYLINDER ASSEMBLY (black, non-highlighted) (2)	GX
5	16595-99A	DOWEL PIN (4)	ALL
6	16606-05	COLLAR GUIDE, exhaust only (2)	ALL
7	16715-83	STUD, exhaust port (4)	ALL
8	17180-06A	CYLINDER HEAD, front, w/ guides, seats & collars (silver)	GM/GV
	17181-06	CYLINDER HEAD, rear, w/ guides, seats & collars (silver)	GM/GV
	17178-06A	CYLINDER HEAD, front, w/ guides, seats & collars (black)	GN/GY
	17179-06	CYLINDER HEAD, rear, w/ guides, seats & collars (black)	GN/GY
	17280-08	CYLINDER HEAD, front, w/ guides, seats & collars (black, non-highlighted)	GX
	17283-08	CYLINDER HEAD, rear, w/ guides, seats & collars (black, non-highlighted)	GX
9	16775-99B	GASKET, cylinder head (2)	ALL
10	16834-99A	STUD, cylinder (8)	ALL
11	17052-99B	GASKET KIT, top end	ALL
	17053-99B	GASKET KIT, engine overhaul	ALL
12	18011-86	INSERT, exhaust valve seat (2)	ALL
13	18020-83	INSERT, intake valve seat (2)	ALL
14	18074-05A	INTAKE VALVE (2)	ALL
15	18085-05B	EXHAUST VALVE (2)	ALL
16	18094-02A	SEAL, valve (4)	ALL
17	16465-06	VALVE GUIDE, intake & exhaust (4)	ALL
18	18245-02	VALVE SPRING (4)	ALL
19	18258-02	COLLAR, valve spring (4)	ALL
20	18260-02	KEEPER, valve (8)	ALL

## 2009 MODEL IDENTIFICATION CODES

GM = FXD

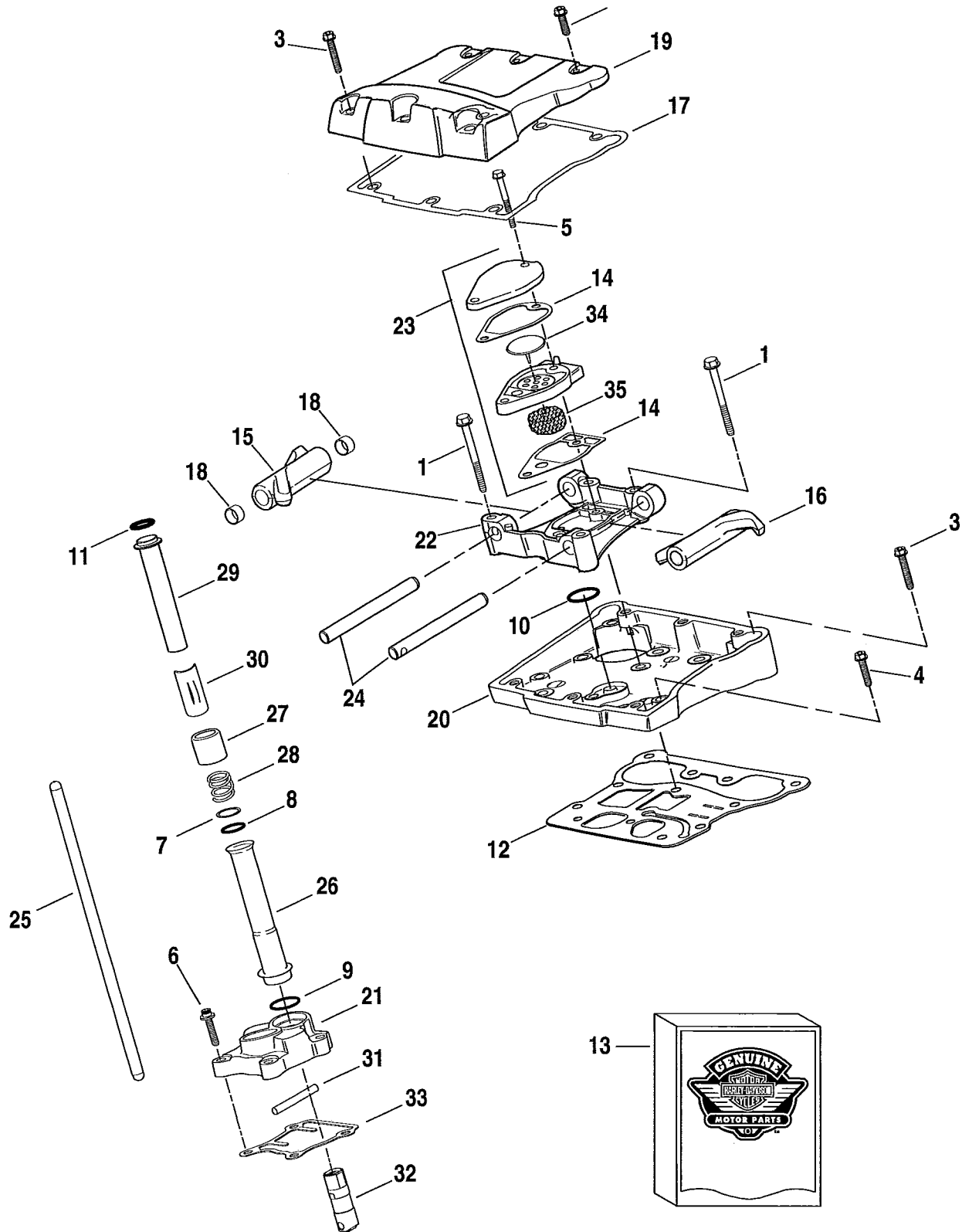
GN = FXDL

GV = FXDC

GX = FXDB

GY = FXDF

# ROCKER ARM ASSEMBLY & PUSH RODS (REAR SHOWN)



INDEX NO.	PART NO.	DESCRIPTION	MODEL(S)
1	1039	SCREW (8)	ALL
2	3692A	SCREW (6)	ALL
3	3693A	SCREW (10)	ALL
4	3736A	SCREW (8)	ALL
5	3746A	SCREW (4)	ALL
6	4741A	SCREW (8)	ALL
7	6762B	WASHER (4)	ALL
8	11132A	O-RING, push rod cover (4)	ALL
9	11145A	O-RING, push rod cover (4)	ALL
10	11270	O-RING (2)	ALL
11	11293	O-RING (4)	ALL
12	16719-99B	GASKET, rocker housing (2)	ALL
13	17045-99C	GASKET KIT, cam service	ALL
14	17162-03	GASKET KIT, breather assembly (2)	ALL
15	17360-83A	ROCKER ARM, front intake, rear exhaust - includes bushings (2)	ALL
16	17375-83A	ROCKER ARM, rear intake, front exhaust - includes bushings (2)	ALL
17	17386-99A	GASKET, rocker cover (2)	ALL
18	17428-57	BUSHING, rocker arm (8)	ALL
19	17572-99	ROCKER COVER, chrome (2)	GN/GV
	17575-99	ROCKER COVER, polished (2)	GM/GX/GY
20	17573-99A	ROCKER HOUSING, chrome (2)	GN/GV
	17574-99A	ROCKER HOUSING, polished (2)	GM/GX/GY
21	17576-99	LIFTER COVER, front - polished	GM/GX/GY
	17577-99	LIFTER COVER, rear - polished	GM/GX/GY
	17964-99	LIFTER COVER, front - chrome	GN/GV
	17966-99	LIFTER COVER, rear - chrome	GN/GV
22	17594-99	SUPPORT, rocker arm (2)	ALL
23	17650-02	BREATHER ASSEMBLY KIT, w/ 34, 35, cover & baffle (2)	ALL
24	17611-83	SHAFT, rocker arm (4)	ALL
25	17922-99	PUSH ROD, exhaust - 10.536 in. length (black oxide finish) (2)	ALL
	17923-99	PUSH ROD, intake - 10.418 in. length (plain finish) (2)	ALL
26	17939-99	COVER, push rod - lower (4)	ALL
27	17945-36B	CAP, cover spring (4)	ALL
28	17947-36	SPRING, push rod cover (4)	ALL
29	17948-99	COVER, push rod - upper (4)	ALL
30	17968-99	RETAINER, spring cap (4)	ALL
31	18535-99	PIN, anti-rotation (2)	ALL
32	18538-99B	HYDRAULIC LIFTER (4)	ALL
33	18635-99B	GASKET, lifter cover (2)	ALL
34	26858-99	VALVE, breather (2)	ALL
35	63815-99	FILTER ELEMENT, breather (2)	ALL

## 2009 MODEL IDENTIFICATION CODES

GM = FXD

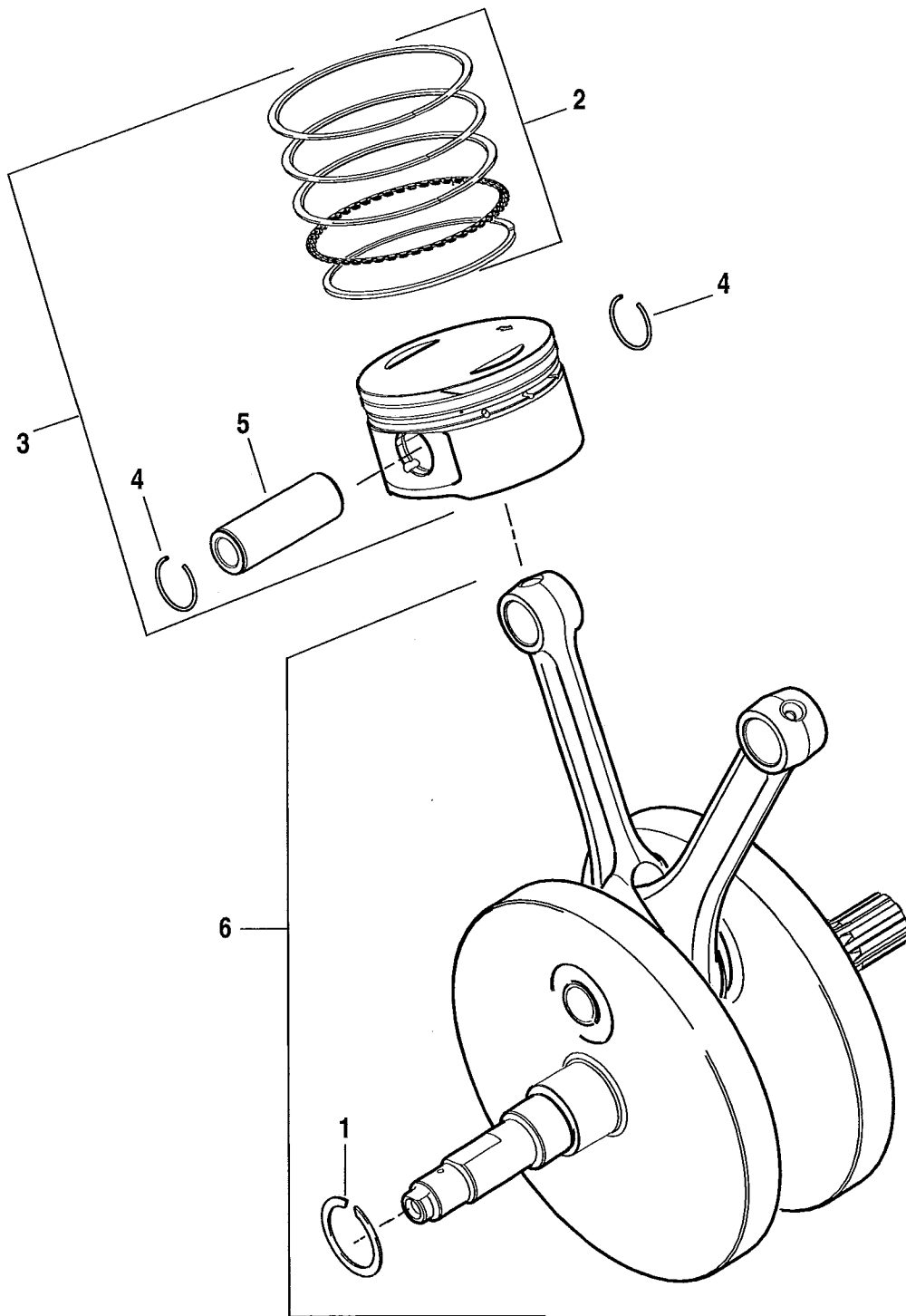
GN = FXDL

GV = FXDC

GX = FXDB

GY = FXDF

# PISTONS & FLYWHEEL ASSEMBLY



INDEX NO.	PART NO.	DESCRIPTION	MODEL(S)
1	11177A	RETAINING RING	ALL
2	21949-07	PISTON RING SET, standard (2)	ALL
	21950-07	PISTON RING SET, 0.005 in. O.S. (2)	ALL
	21955-07	PISTON RING SET, 0.010 in. O.S. (2)	ALL
3	21959-07	PISTON & RINGS ASSEMBLY, w/ piston pin & lock rings - std. (2)	ALL
	21960-07	PISTON & RINGS ASSEMBLY, w/ piston pin & lock rings - 0.005 in. O.S. (2)	ALL
	21961-07	PISTON & RINGS ASSEMBLY, w/ piston pin & lock rings - 0.010 in. O.S. (2)	ALL
4	22097-99	LOCK RING, piston pin (4)	ALL
5	22131-05	PISTON PIN (2)	ALL
6	23729-07	FLYWHEEL ASSEMBLY KIT	ALL

## 2009 MODEL IDENTIFICATION CODES

GM = FXD

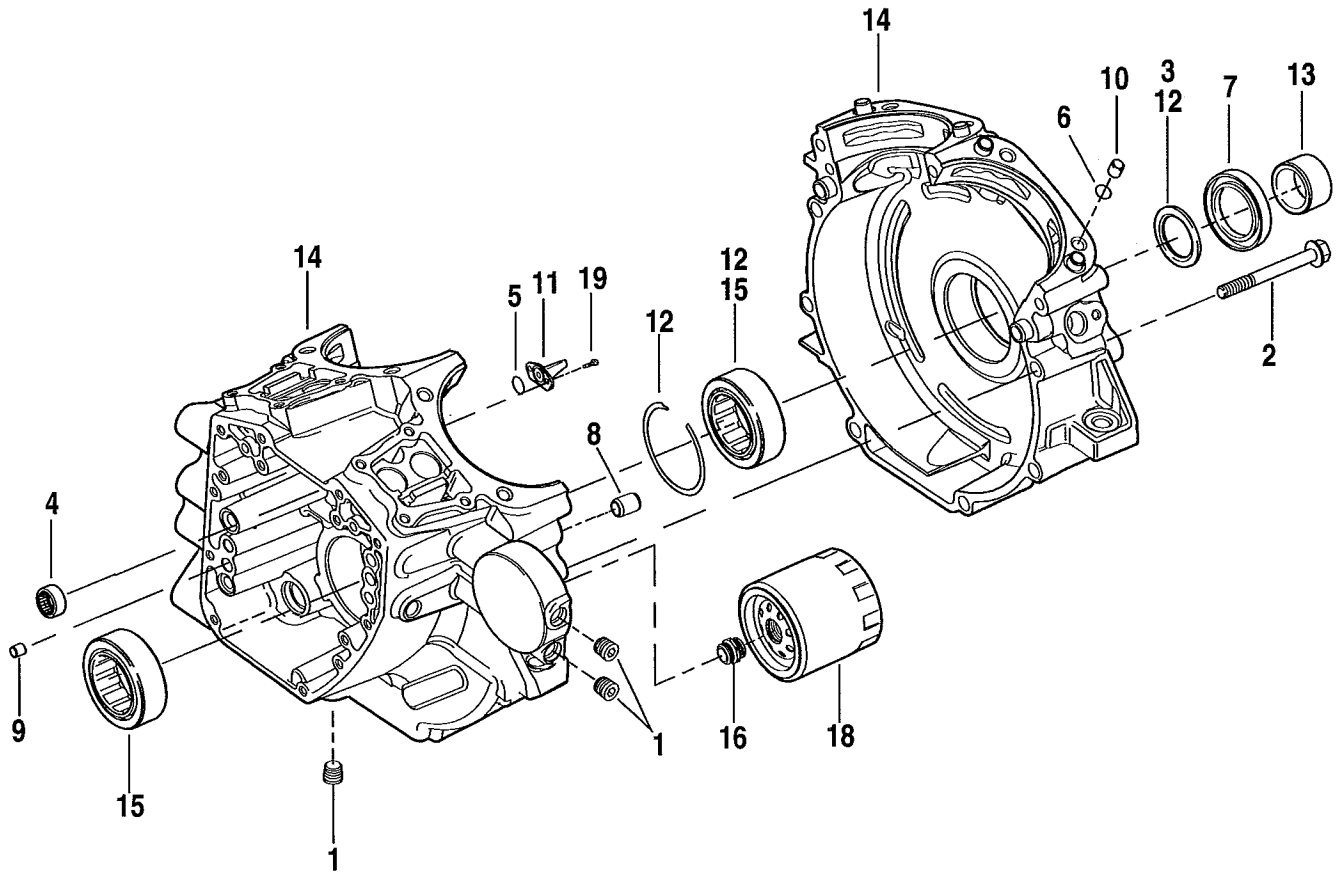
GN = FXDL

GV = FXDC

GX = FXDB

GY = FXDF

# CRANKCASE & ENGINE OIL FILTER



INDEX NO.	PART NO.	DESCRIPTION	MODEL(S)
1	765	PLUG (3)	ALL
2	895	SCREW (9)	ALL
3	8972	WASHER (2)	ALL
4	9215	NEEDLE BEARING, camshaft (2)	ALL
5	11140	O-RING (2)	ALL
6	11273	O-RING (2)	ALL
7	12068	OIL SEAL	ALL
8	16574-99A	DOWEL PIN (2)	ALL
9	16589-99A	DOWEL PIN (2)	ALL
10	16595-99A	DOWEL PIN (4)	ALL
11	22307-99	PISTON COOLING JET, w/ o-ring (2)	ALL
12	24004-03A	BEARING KIT, w/ 8972, 24605-07 & 35114-02	ALL
13	24009-06	SPACER, sprocket shaft	ALL
14	24654-06A	SET OF CRANKCASES (silver)	GM/GV/GX
	24621-06A	SET OF CRANKCASES (black)	GN/GY
15	24605-07	BEARING, main (2)	ALL
16	26352-95A	ADAPTOR, oil filter	ALL
17	35114-02	RETAINING RING	ALL
18	63798-99A	OIL FILTER (chrome)	GM/GN/GV
	63731-99A	OIL FILTER (black)	GX/GY
19	68042-99	SCREW (4)	ALL

## 2009 MODEL IDENTIFICATION CODES

GM = FXD

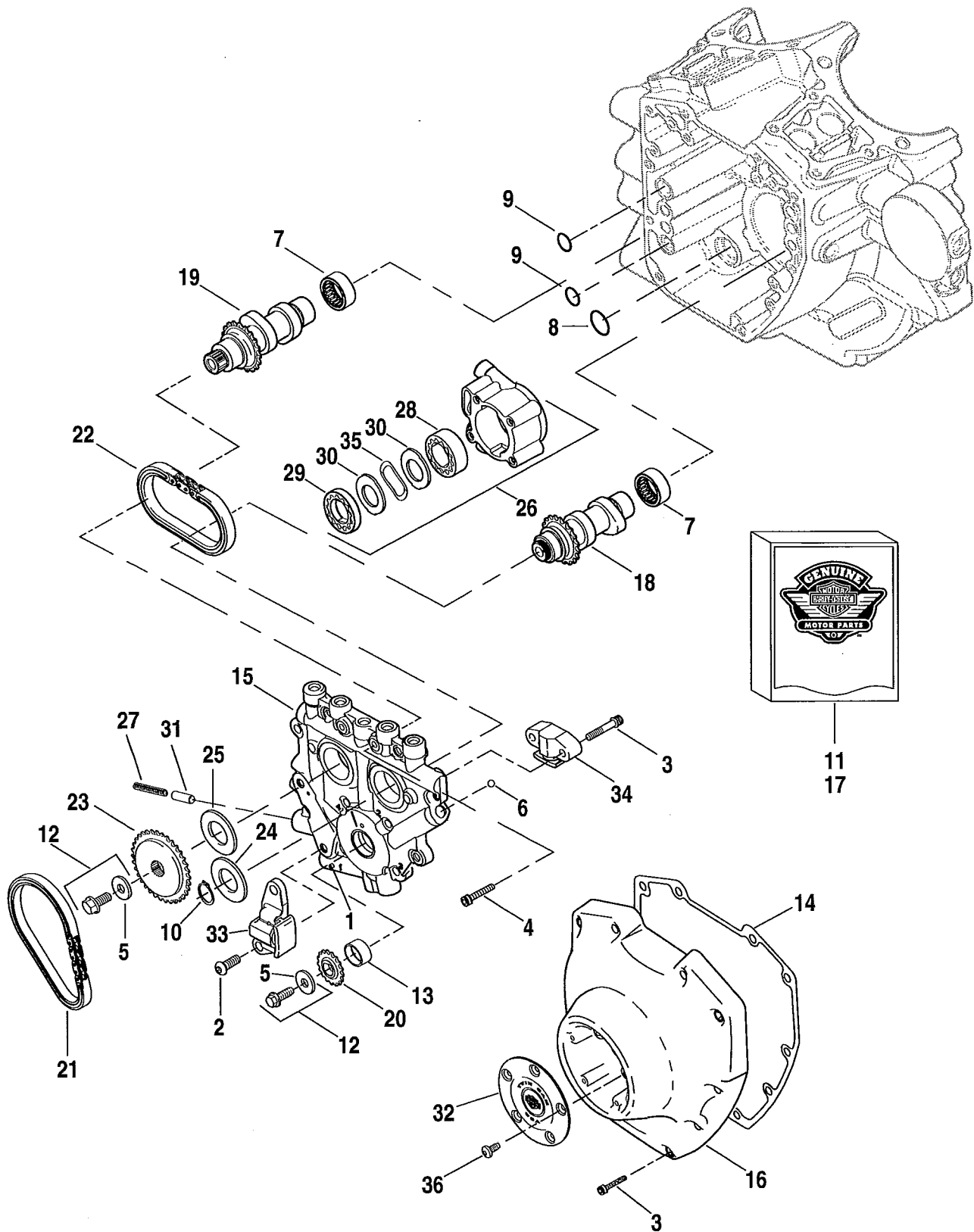
GN = FXDL

GV = FXDC

GX = FXDB

GY = FXDF

# CAMSHAFTS & CAM COVER



INDEX NO.	PART NO.	DESCRIPTION	MODEL(S)
1	601	ROLL PIN	ALL
2	942	SCREW, primary cam chain tensioner (2)	ALL
3	4740A	SCREW, cam cover (10)	ALL
	4740A	SCREW, secondary cam tensioner (2)	ALL
4	4741A	SCREW (8)	ALL
5	6294	WASHER	ALL
6	8873	BALL (12)	ALL
7	9215	NEEDLE BEARING, camshaft (2)	ALL
8	11293	O-RING	ALL
9	11301	O-RING (2)	ALL
10	11461	RETAINING RING	ALL
11	17045-99C	GASKET KIT, cam service	ALL
12	25566-06	CAM DRIVE SPROCKET RETENTION KIT, w/ 6294 & screws (2)	ALL
13	25344-99	BUSHING, crankshaft	ALL
14	25244-99A	GASKET, cam cover	ALL
15	25355-06	CAM SUPPORT PLATE, w/ bypass valve	ALL
16	25364-01B	CAM COVER (black)	GY
	25367-01B	CAM COVER (silver)	GM/GX
	25369-01B	CAM COVER (chrome)	GN/GV
17	25585-06	CAMSHAFT CHAIN & FASTENER KIT	ALL
18	24608-07A	CAMSHAFT KIT, front	ALL
19	25590-07A	CAMSHAFT KIT, rear	ALL
20	25673-06	SPROCKET, cam drive on crankshaft, 17 T	ALL
21	25675-06	CHAIN, primary cam drive	ALL
22	25683-06	CHAIN, secondary cam drive	ALL
23	25728-06	SPROCKET, cam drive, 34 T	ALL
24	25729-06	SPACER, cam drive sprocket alignment 0.100 in. thick (use as required)	ALL
25	25731-06	SPACER, cam drive sprocket alignment 0.110 in. thick (use as required)	ALL
	25734-06	SPACER, cam drive sprocket alignment 0.120 in. thick (use as required)	ALL
	25736-06	SPACER, cam drive sprocket alignment 0.130 in. thick (use as required)	ALL
	25737-06	SPACER, cam drive sprocket alignment 0.140 in. thick (use as required)	ALL
	25738-06	SPACER, cam drive sprocket alignment 0.150 in. thick (use as required)	ALL
26	26037-06	OIL PUMP ASSEMBLY, w/ body, both gerotor assemblies & separator plate	ALL
27	26210-99	SPRING, relief valve	ALL
28	26278-06	GEROTOR ASSEMBLY, scavenge	ALL
29	26281-06	GEROTOR ASSEMBLY, pressure	ALL
30	26282-06	SEPARATOR PLATE, gerotor (2)	ALL
31	26400-82B	RELIEF VALVE, oil pump	ALL
32	32543-07	COVER, ignition	GM/GN/GV/GX
	32558-99	COVER, ignition (black)	GY
33	39968-06	CHAIN TENSIONER, primary cam drive chain	ALL
34	39969-06	CHAIN TENSIONER, secondary cam drive chain	ALL
35	40323-00	SPRING, separator	ALL
36	68042-99	SCREW (5)	ALL

## 2009 MODEL IDENTIFICATION CODES

GM = FXD

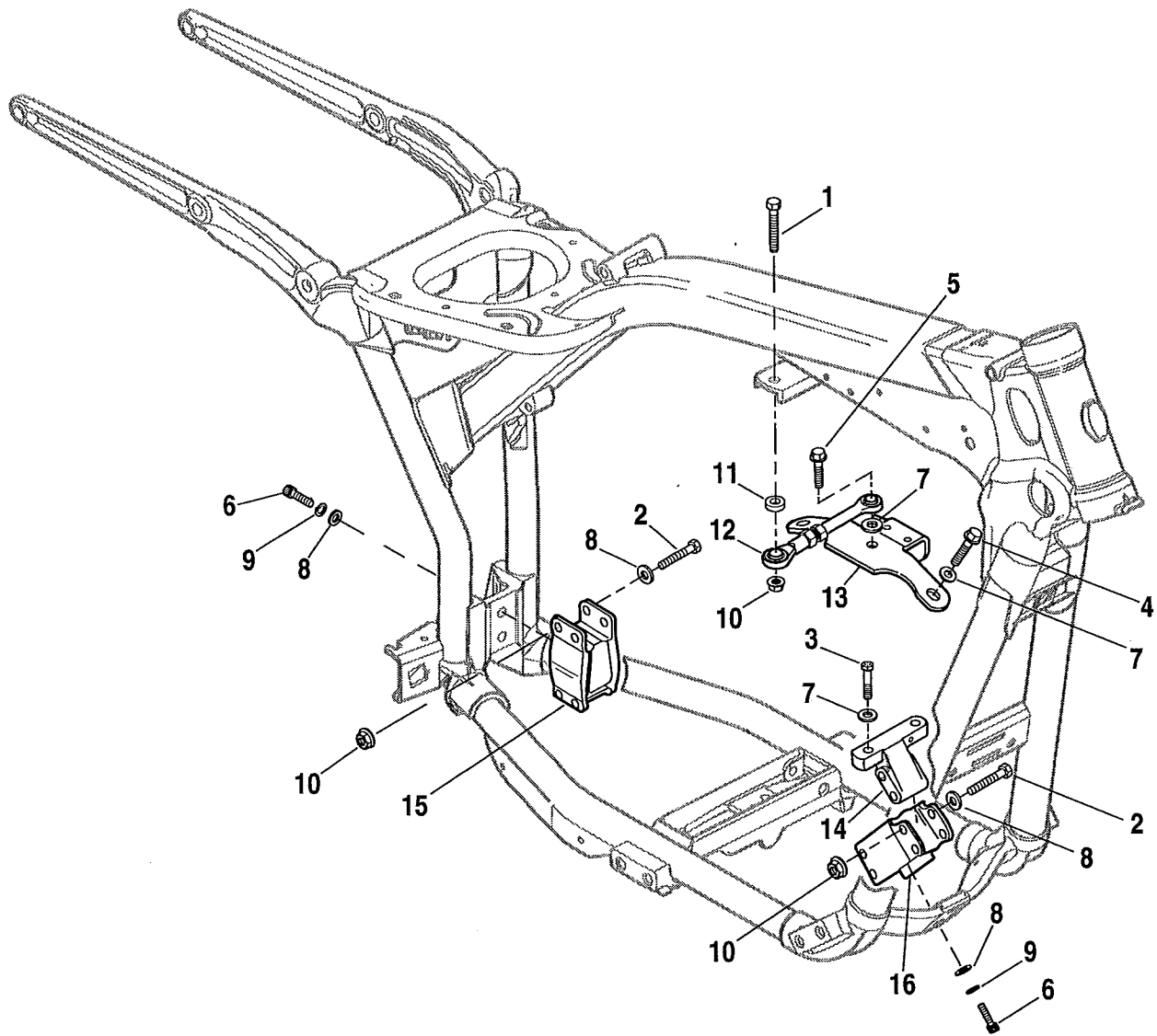
GN = FXDL

GV = FXDC

GX = FXDB

GY = FXDF

# ENGINE MOUNTS & STABILIZER LINK



INDEX NO.	PART NO.	DESCRIPTION	MODEL(S)
1	9468	SCREW	ALL
2	3509	BOLT (2)	ALL
3	3554	BOLT (2)	ALL
4	4775	SCREW (2)	ALL
5	4721	BOLT	ALL
6	4748	SCREW (4)	ALL
7	6019	WASHER (5)	ALL
8	6701	WASHER (6)	ALL
9	7038	LOCKWASHER (4)	ALL
10	7601	LOCKNUT (3)	ALL
11	16241-90	SPACER	ALL
12	16258-95C	STABILIZER LINK, top	ALL
13	16328-04	BRACKET, engine mount	ALL
14	47226-06	BRACKET, front engine mount	ALL
15	47564-99	ISOLATOR, rear	ALL
16	47583-90B	ISOLATOR, front	ALL

## 2009 MODEL IDENTIFICATION CODES

GM = FXD

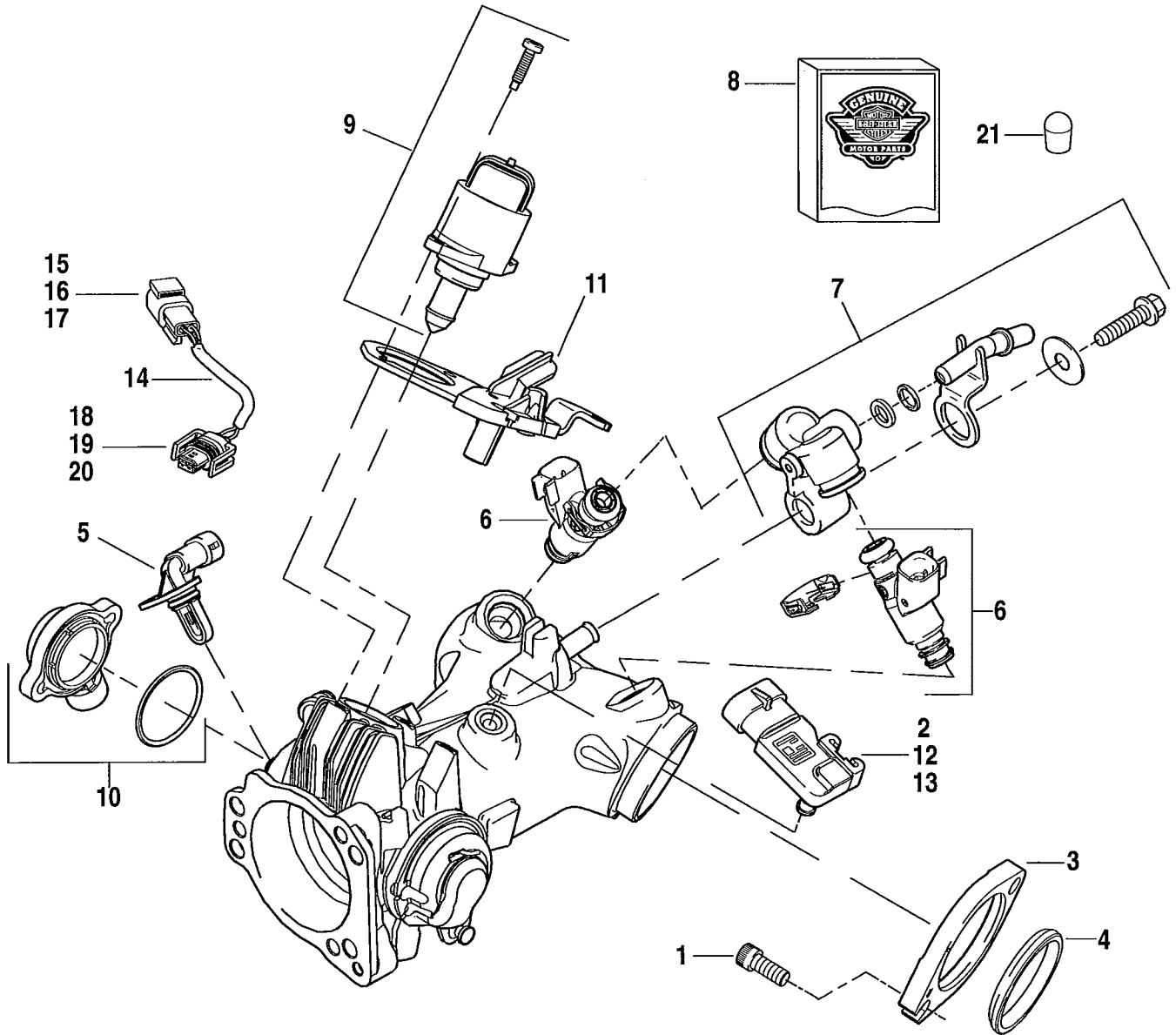
GN = FXDL

GV = FXDC

GX = FXDB

GY = FXDF

# INDUCTION MODULE



INDEX NO.	PART NO.	DESCRIPTION	MODEL(S)
1	3275	SCREW, flange mount (4)	ALL
2	11291	SEAL, manifold air pressure sensor	ALL
3	26993-06	FLANGE, mounting (2)	ALL
4	26995-86B	SEAL, intake manifold (2)	ALL
5	27381-06	INTAKE AIR TEMPERATURE SENSOR KIT, w/ screws	ALL
6	27709-06A	INJECTOR, fuel (2)	ALL
7	27651-06	FUEL RAIL SERVICE KIT, w/ fuel rail, screws, washers, o-rings & tube	ALL
8	27655-06	INDUCTION MODULE SERVICE KIT, w/ sensors, o-rings, screws, injector clips & fuel tube seal retainer	ALL
9	27658-06	IAC MOTOR, w/ screws	ALL
10	27659-06	THROTTLE POSITION SENSOR, w/ screws	ALL
11	27684-06	BRACKET, cable	ALL
	27708-06	INDUCTION MODULE ASSEMBLY, complete	ALL
12	32316-99	SENSOR, manifold air pressure	ALL
13	32424-98	MAP SENSOR, w/o seal	ALL
14	69607-06	INTAKE AIR TEMPERATURE HARNESS	ALL
15	72062-06	HOUSING, 2-place socket	ALL
16	72094-06	TERMINAL, #18 AWG socket (2)	ALL
17	72096-06	WIRE SEAL, #18-20 AWG (yellow) (2)	ALL
18	74102-98BK	HOUSING, 2-place pin (black)	ALL
19	74142-98	SECONDARY LOCK, 2-place pin	ALL
20	74190-98	TERMINAL, pin, #16-20 AWG (2)	ALL

**NOTE: These parts are required for motorcycles sold in the state of California.**

21	90383-98	CAP PLUG	ALL
----	----------	----------	-----

#### 2009 MODEL IDENTIFICATION CODES

GM = FXD

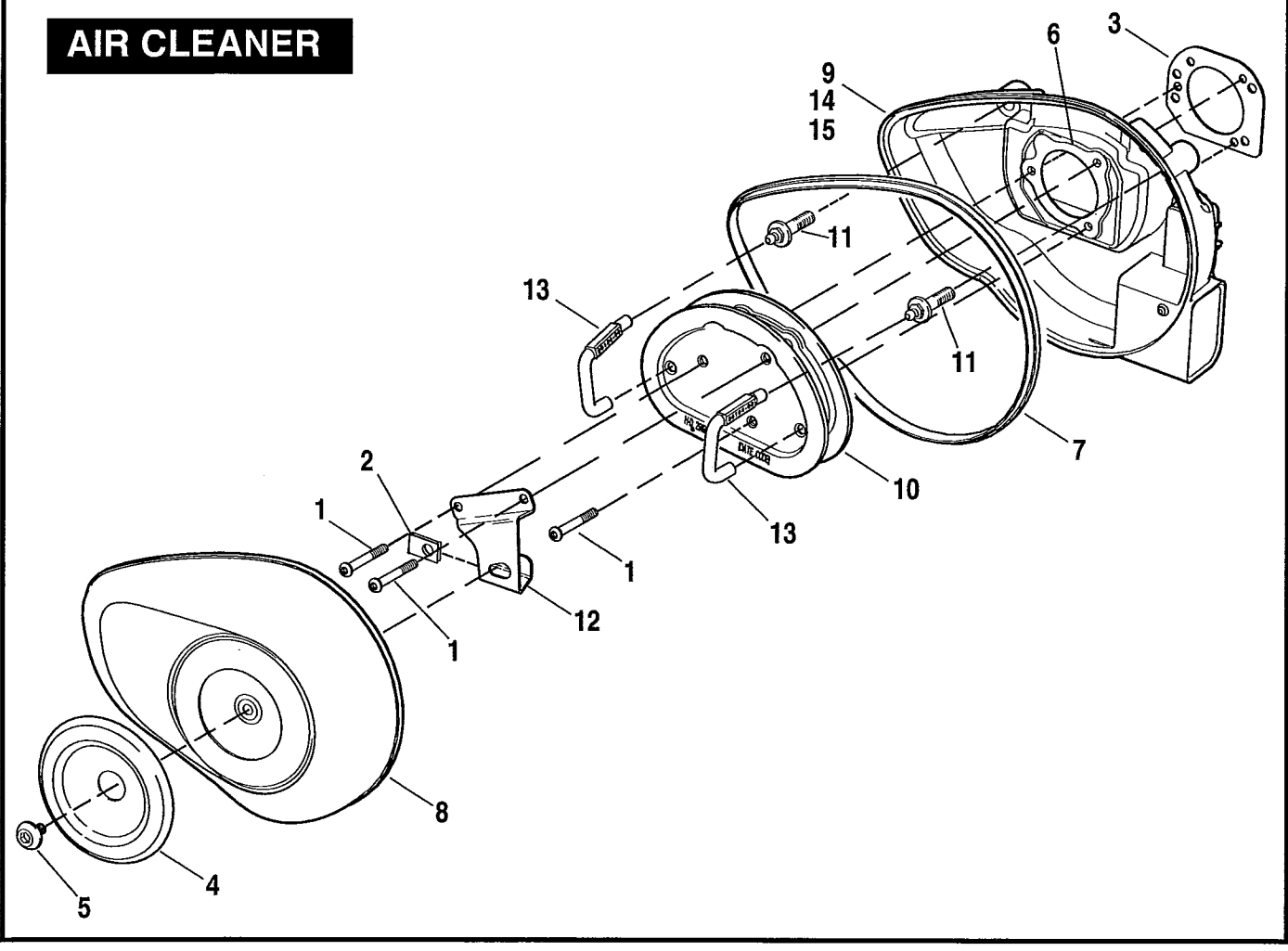
GN = FXDL

GV = FXDC

GX = FXDB

GY = FXDF

# AIR CLEANER



INDEX NO.	PART NO.	DESCRIPTION	MODEL(S)
1	4761	SCREW (3)	ALL
2	8102	SPEEDNUT, clip	ALL
3	29583-01A	GASKET	ALL
4	29320-08	TRIM, air cleaner - LOW RIDER	GN
	29343-08	TRIM, air cleaner - STREET BOB	GX
	29345-08	TRIM, air cleaner - SUPER GLIDE	GM
	29144-08	TRIM, air cleaner - SUPER GLIDE	GV
	29185-08	TRIM, air cleaner - FAT BOB	GY
5	29269-83A	SCREW, button head	ALL
6	29313-95	GASKET, filter element	ALL
7	29186-08	SEAL, air cleaner cover	ALL
8	29184-08	COVER, air cleaner - chrome	ALL
9	29182-08	BACKPLATE ASSEMBLY	ALL
10	29191-08	FILTER ELEMENT, w/ 29313-95	ALL
11	29465-08	BOLT, BREATHER (2)	ALL
12	29110-08	BRACKET, a/c cover	ALL
13	29154-08	TUBE, breather (2)	ALL
<b>INTERNATIONAL MODELS ONLY</b>			
14	29182-08	BACKPLATE ASSEMBLY (Japan)	ALL
15	29183-08	BACKPLATE ASSEMBLY (HDI, Australia, England)	ALL

## 2009 MODEL IDENTIFICATION CODES

GM = FXD

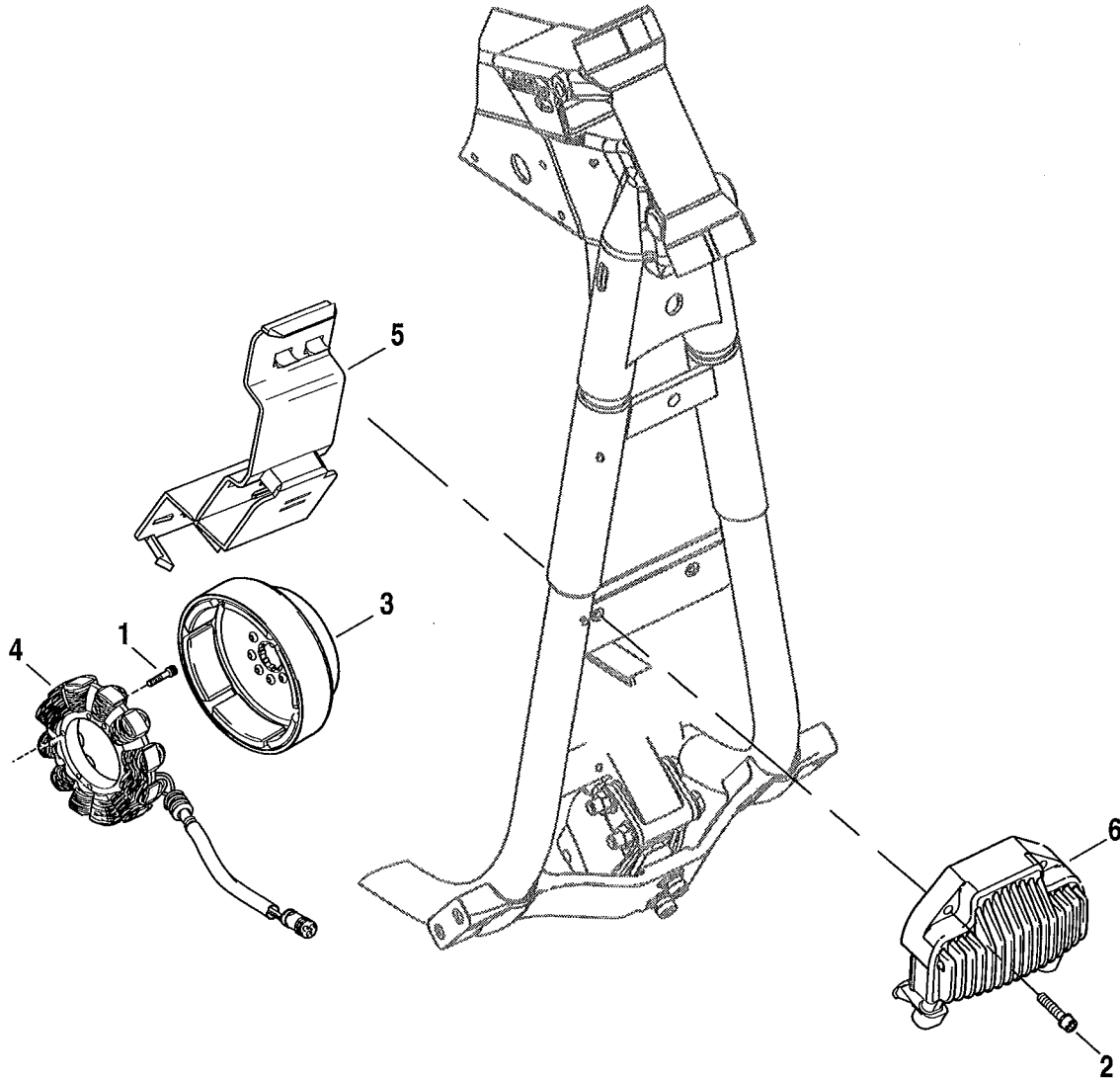
GN = FXDL

GV = FXDC

GX = FXDB

GY = FXDF

# ALTERNATOR & REGULATOR



<b>INDEX NO.</b>	<b>PART NO.</b>	<b>DESCRIPTION</b>	<b>MODEL(S)</b>
1	3050	SCREW (4)	ALL
2	4740A	SCREW (2)	ALL
3	40356-07	ROTOR ASSEMBLY	ALL
4	30017-08	STATOR	ALL
5	70464-08A	REGULATOR, caddy	ALL
6	74631-08	VOLTAGE REGULATOR ASSEMBLY	ALL

**2009 MODEL IDENTIFICATION CODES**

GM = FXD

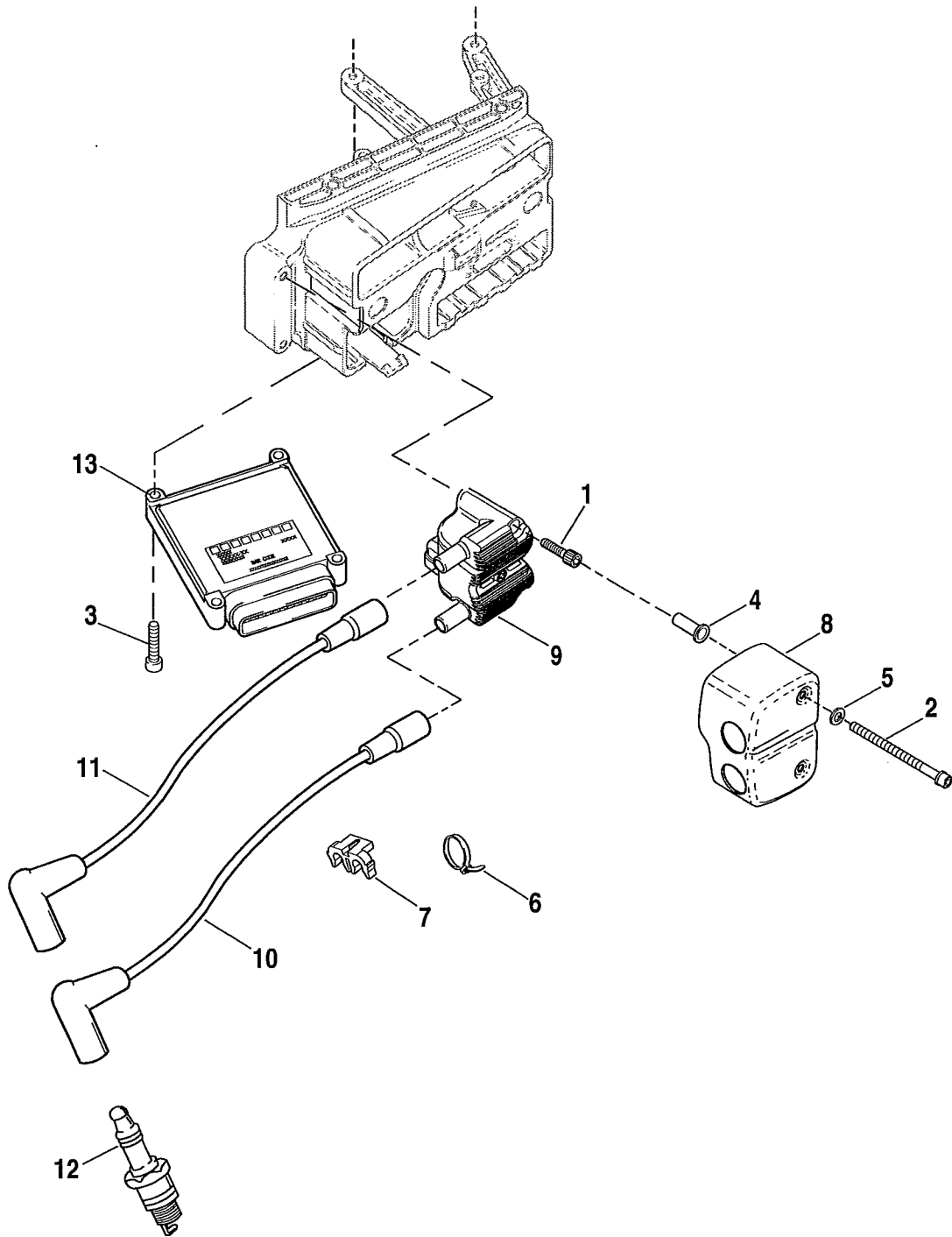
GN = FXDL

GV = FXDC

GX = FXDB

GY = FXDF

# IGNITION MODULE & COIL



INDEX NO.	PART NO.	DESCRIPTION	MODEL(S)
1	4717A	SCREW (2)	GM/GV/GX/GY
2	1788	SCREW (2)	GN
3	4740A	SCREW (2)	ALL
4	5862	SPACER, coil mounting (2)	GN
5	6099	WASHER (2)	ALL
6	10177	CABLE STRAP, spark plug wires (2)	ALL
7	10214	PLUG WIRE RETENTION KIT	ALL
8	31640-04	COIL COVER (chrome)	GN
9	31743-01	IGNITION COIL, dual	ALL
10	31960-99A	SPARK PLUG CABLE, rear cylinder	ALL
11	31981-99C	SPARK PLUG CABLE, front cylinder	ALL
12	32362-04	SPARK PLUG (2)	ALL
13	32534-05C	ELECTRONIC CONTROL MODULE, base level	ALL

Requires digital tech programming

#### 2009 MODEL IDENTIFICATION CODES

GM = FXD

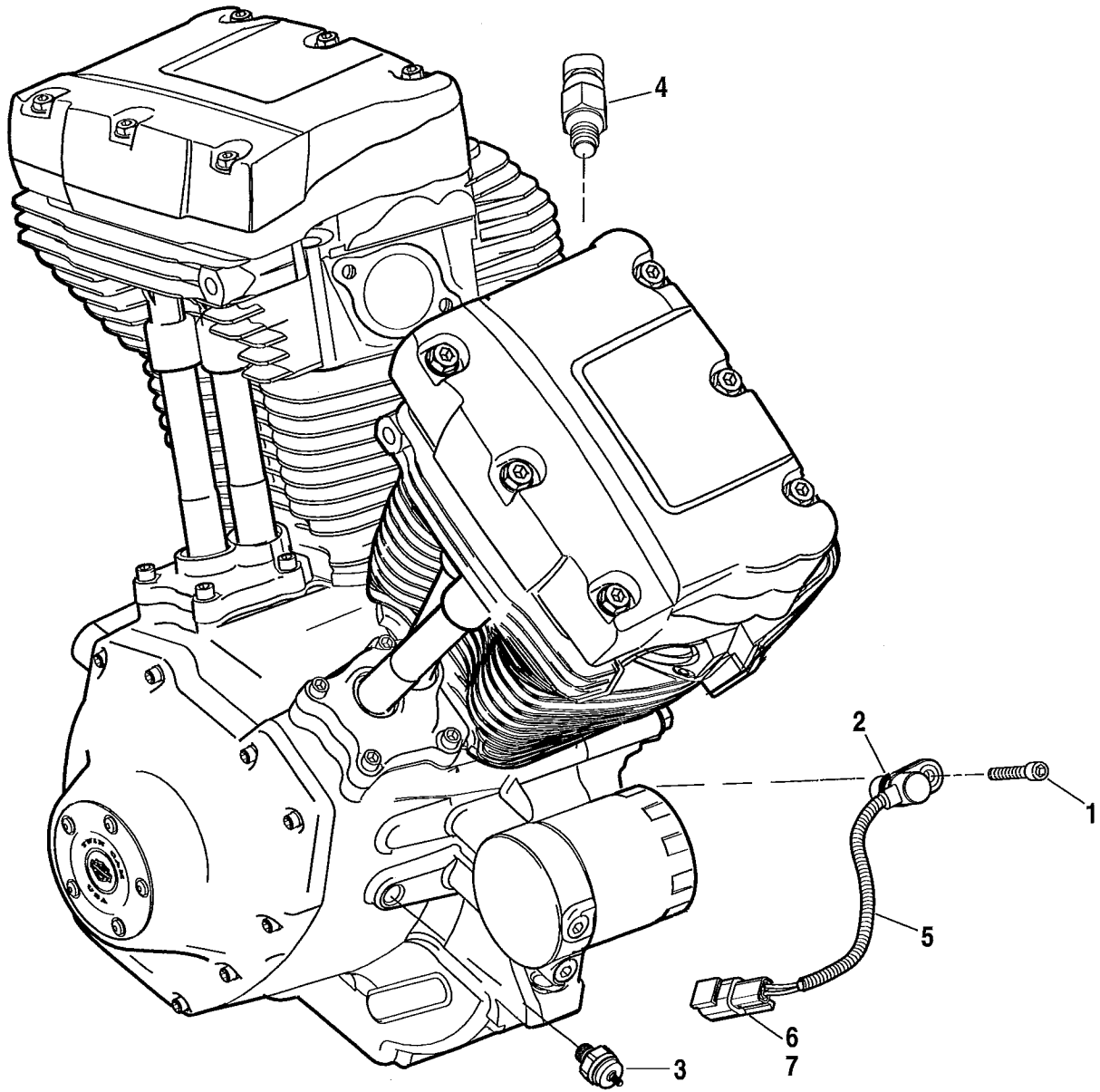
GN = FXDL

GV = FXDC

GX = FXDB

GY = FXDF

# ENGINE SENSORS & SWITCHES



INDEX NO.	PART NO.	DESCRIPTION	MODEL(S)
1	4741A	SCREW	ALL
2	11289A	O-RING	ALL
3	26561-99	SWITCH, oil pressure	ALL
4	32446-99	SENSOR, engine temperature	ALL
5	32707-01C	SENSOR, crankshaft position, w/ 11289A, 72199-94, 74194-98 & pins	ALL
6	72199-94	ANCHOR	ALL
7	74194-98	TERMINAL (2)	ALL

## 2009 MODEL IDENTIFICATION CODES

GM = FXD

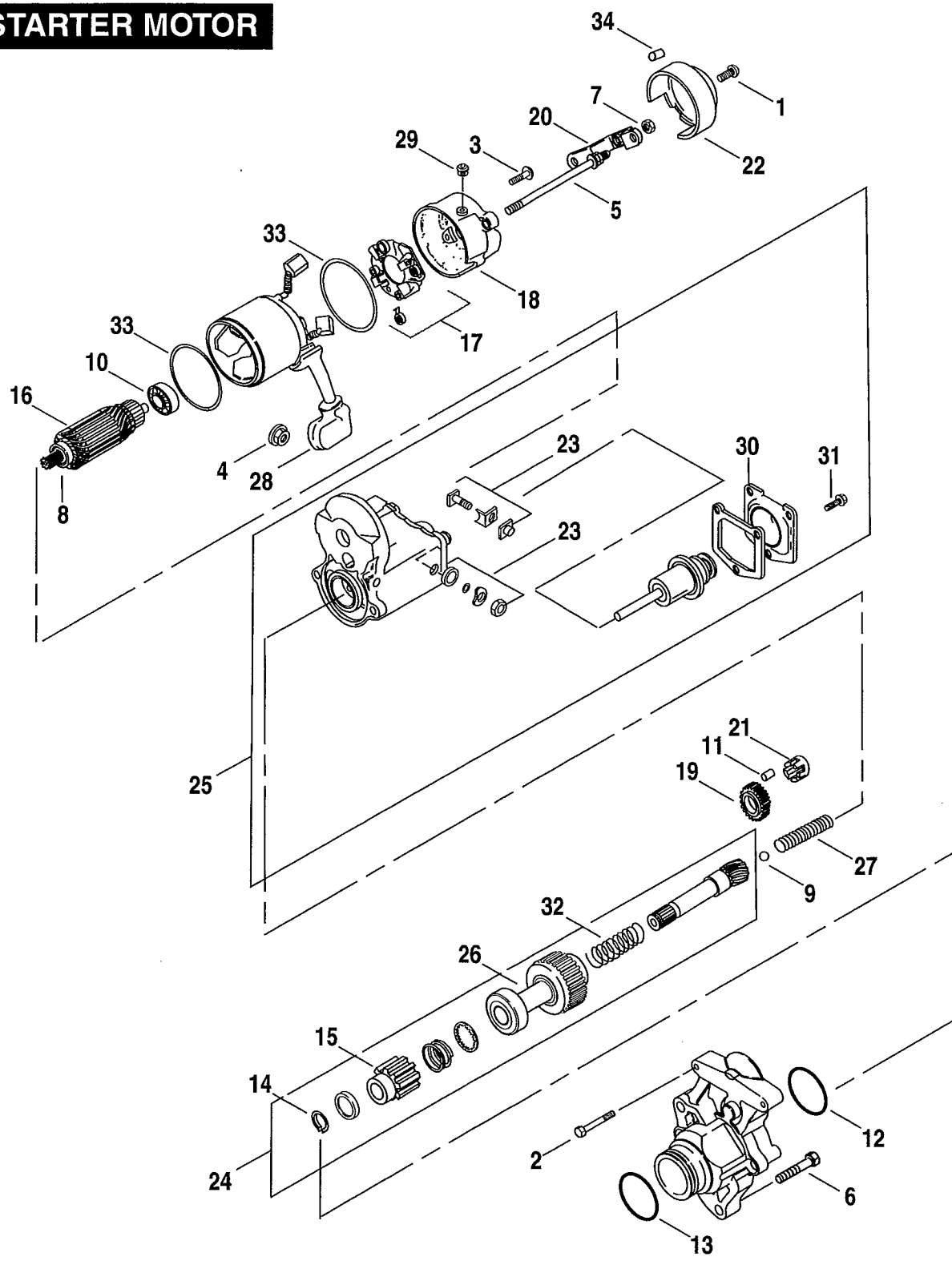
GN = FXDL

GV = FXDC

GX = FXDB

GY = FXDF

# STARTER MOTOR



INDEX NO.	PART NO.	DESCRIPTION	MODEL(S)
1	925	SCREW, cover	ALL
2	928	BOLT, starter (2)	ALL
3	929A	SCREW, w/ o-ring (2)	ALL
4	3403	LOCKNUT, flange	ALL
5	3559	BOLT, starter (2)	ALL
6	4419	SCREW, upper starter to transmission (2)	ALL
7	7838	NUT, bracket (2)	ALL
8	8871	BALL BEARING	ALL
9	8879	BEARING	ALL
10	8883	BALL BEARING	ALL
11	9077	CLUTCH ROLLER (5)	ALL
12	10957	O-RING	ALL
13	27444-00Y	O-RING, starter-to-case	ALL
14	31328-91	RING, snap	ALL
15	31345-06	GEAR, pinion	ALL
16	31515-90	ARMATURE ASSEMBLY	ALL
17	31518-90	BRUSH HOLDER ASSEMBLY	ALL
18	31519-90	FRAME, starter end	ALL
19	31525-90	IDLER GEAR	ALL
20	31527-90	BRACKET, cover	GN/GV
21	31530-90	RETAINER, idler	ALL
22	31535-91	COVER (chrome)	GN/GV
23	31604-06	SOLENOID REPAIR KIT	ALL
	31618-06A	STARTER ASSEMBLY COMPLETE (black)	ALL
24	31626-06	CLUTCH ASSEMBLY	ALL
25	31631-06	SOLENOID ASSEMBLY	ALL
26	31633-07	CLUTCH, starter	ALL
27	31641-06	SPRING, solenoid	ALL
28	31643-06	CAP, terminal, rubber	ALL
29	31660-90	DRAIN VENT	ALL
30	31688-90	COVER, solenoid	ALL
31	31689-90	BOLT, w/ washer (3)	ALL
32	31692-90	SPRING	ALL
33	31695-90	O-RING (2)	ALL
34	89581-04A	CAP, thread protector (2)	GM/GV/GX/GY

## 2009 MODEL IDENTIFICATION CODES

GM = FXD

GN = FXDL

GV = FXDC

GX = FXDB

GY = FXDF



INDEX NO.	PART NO.	DESCRIPTION	MODEL(S)
1	856A	SCREW	ALL
2	4017	BOLT	ALL
3	6497HW	WASHER	ALL
4	6702	WASHER (GY-FWD)	GY
5	7041	LOCKWASHER	ALL
6	7078	SPACER (GY-MID)	GM/GN/GX/GY
7	7736	ACORN NUT (GY-MID)	GY
8	11150	RETAINING RING	ALL
9	11389	RING, shift cam retaining	ALL
10	11575	RING, shift cam retaining	ALL
11	33389-07	SPRING, detent	ALL
12	33409-06B	ARM, detent	ALL
13	33413-06A	CAM, shift	ALL
14	33728-06	SHIFTER ROD (GY-MID)	ALL
15	33789-06	SHIFT LEVER (GY-FWD)	GY
16	33849-97	LEVER, shifter rod (GY-MID)	ALL
	33883-06	LEVER, shifter rod (GY-FWD)	GY
17	34064-00C	SPRING, shift lever centering	ALL
18	34564-90B	SHIFT LEVER (chrome)	ALL
19	34611-65A	PEG, SHIFT LEVER KIT	ALL
20	34625-90	WASHER, SPRING (GY-FWD)	GY
21	34621-06	SHIFT LEVER (GY-MID)	GM/GN/GV/GX/GY
22	34887-06	SHIFT ROD (GY-FWD)	GY
23	34980-06	RATCHET	ALL
24	34987-06	SPRING, ratchet lever	ALL
25	34991-06	ARM, ratchet	ALL
26	35081-06	SHIFT MECHANISM, w/ 34064-00C, 34980-06, 34987-06 & 34991-06	ALL
27	35082-07	CENTERING SCREW, shift lever	ALL
28	35186-06	SLEEVE	ALL
29	35187-06	FORK, shift 1 - 2	ALL
30	35210-06	FORK, shift 3 - 4	ALL
31	35217-06	FORK, shift 5 - 6	ALL
32	35222-06	SHAFT, 5 - 6 shift fork	ALL
33	35223-06	SHAFT, 1 - 2 & 3 - 4 shift fork	ALL
34	35243-06	SLEEVE	ALL
35	35244-06	SCREW, detent	ALL
36	35249-06A	LOCK PLATE, shift cam	ALL
37	35259-06	SCREW, shift drum support (2)	ALL
38	37101-84B	OIL SEAL	ALL

## 2009 MODEL IDENTIFICATION CODES

GM = FXD

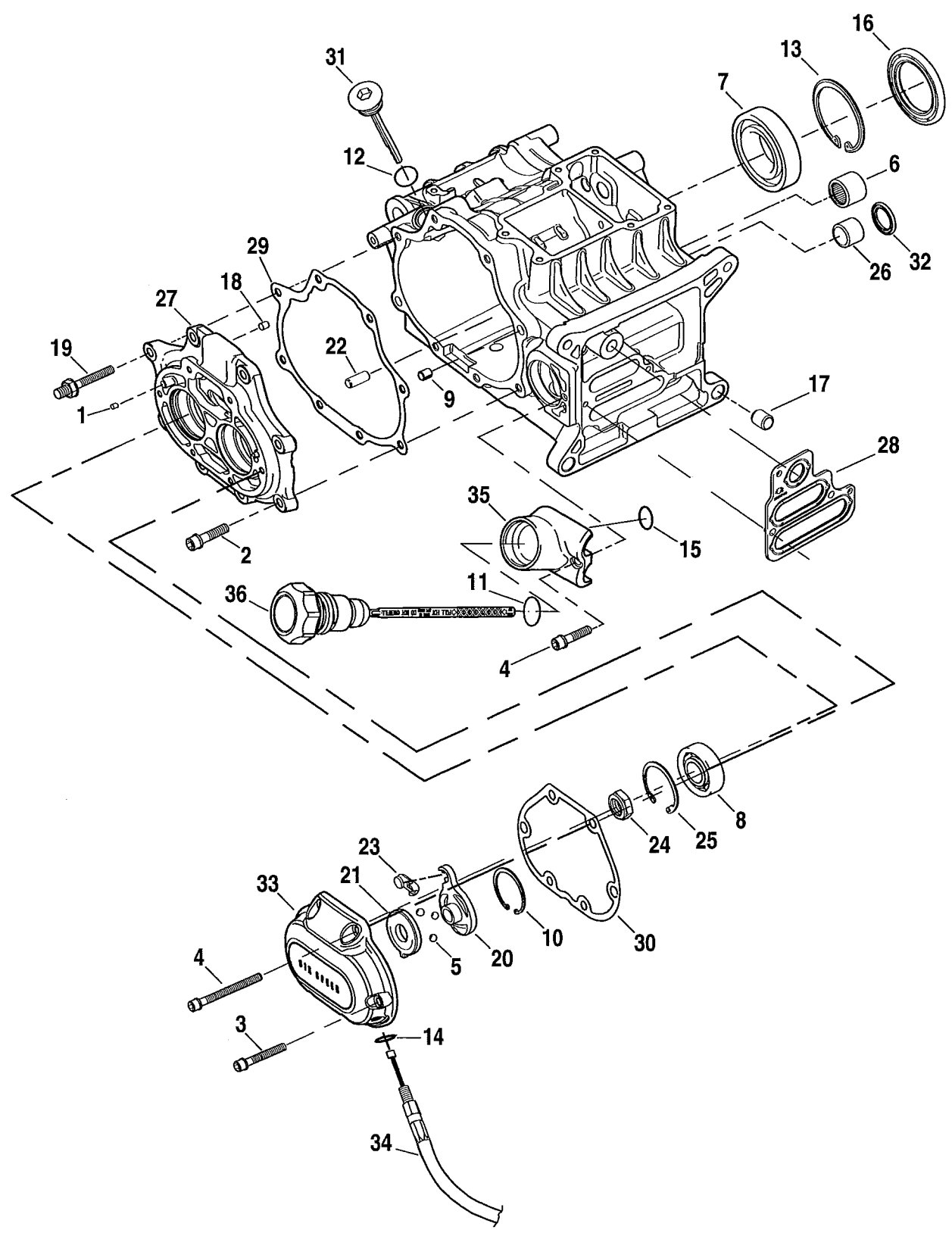
GN = FXDL

GV = FXDC

GX = FXDB

GY = FXDF

# TRANSMISSION BEARINGS & SIDE COVERS



INDEX NO.	PART NO.	DESCRIPTION	MODEL(S)
1	221	PIN (2)	ALL
2	3249	SCREW (6)	ALL
3	4718A	SCREW (4)	ALL
4	4741A	SCREW (3)	ALL
5	8873	BALL (3)	ALL
6	8963	BEARING, needle	ALL
7	8967	BEARING	ALL
8	8970	BEARING (2)	ALL
9	9701	BUSHING	ALL
10	10998	RETAINING RING	ALL
11	11120	O-RING	ALL
12	11132A	O-RING, dipstick	ALL
13	11161	RETAINING RING	ALL
14	11179	O-RING	ALL
15	11573	O-RING	ALL
16	12074	SEAL	ALL
17	16574-99A	DOWEL PIN (2)	ALL
18	16583-00A	BUSHING, dowel (2)	ALL
19	16708-95A	STUD (2)	ALL
20	25604-00A	INNER RAMP	ALL
21	25605-00A	OUTER RAMP	ALL
22	35082-07	CENTERING SCREW, shift lever	ALL
23	34920-86A	COUPLING	ALL
24	35078-79	NUT, mainshaft & countershaft (2)	ALL
25	35087-99A	RETAINING RING (2)	ALL
26	35186-06	SLEEVE	ALL
27	35250-06	BEARING HOUSING ASSEMBLY, w/ 1, 8, 18 & 25 (silver)	GM/GV/GX
	35260-06	BEARING HOUSING ASSEMBLY, w/ 1, 8, 18 & 25 (black)	GN/GY
28	35607-06	GASKET	ALL
29	35654-06	GASKET, bearing housing	ALL
30	36805-06	GASKET, cover	ALL
31	37065-06	DIP STICK (chrome)	ALL
32	37101-84B	OIL SEAL	ALL
33	37116-06	CLUTCH RELEASE COVER (chrome)	GN/GV
	37129-06	CLUTCH RELEASE COVER (silver)	GM/GX
	37135-06	CLUTCH RELEASE COVER (black wrinkle)	GY
	38630-88	BOOT, clutch cable (not illustrated)	ALL
34	38785-08A	CLUTCH CABLE, w/ 11179, 38630-88 & 45036-88	GY
	38788-06C	CLUTCH CABLE, w/ 11179, 38630-88 & 45036-88	GN/GV
	38787-06C	CLUTCH CABLE, w/ 11179, 38630-88 & 45036-88	GM
	38789-06C	CLUTCH CABLE, w/ 11179, 38630-88 & 45036-88	GX
35	62457-06	OIL SPOUT ASSEMBLY, w/ 11573 (black)	GN/GY
	62459-06	OIL SPOUT ASSEMBLY, w/ 11573 (silver)	GM/GV/GX
36	62853-06	DIP STICK, w/ 11120 (clear)	ALL

## 2009 MODEL IDENTIFICATION CODES

GM = FXD

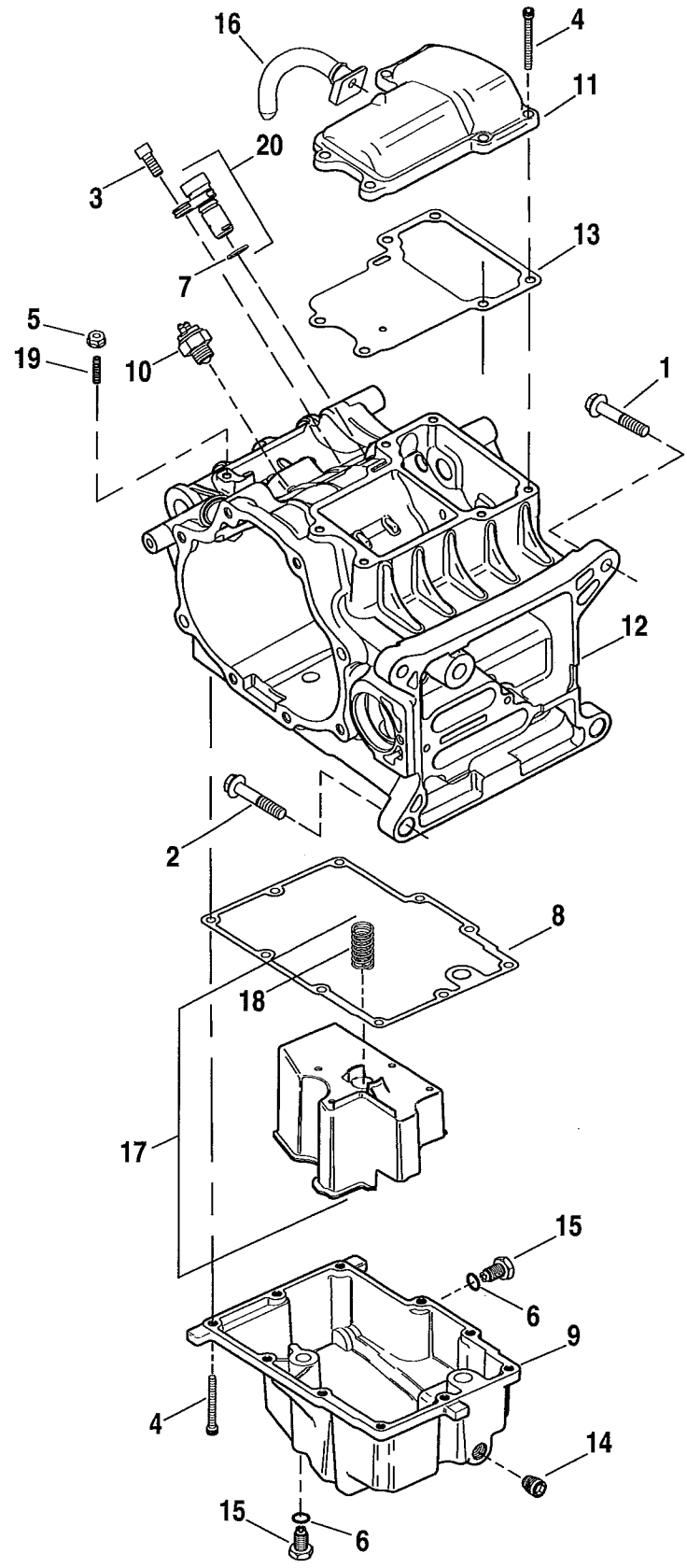
GN = FXDL

GV = FXDC

GX = FXDB

GY = FXDF

# TRANSMISSION HOUSING & OIL TANK



INDEX NO.	PART NO.	DESCRIPTION	MODEL(S)
1	3983	SCREW, top RRI (2)	ALL
2	3699D	SCREW (2)	ALL
3	4705	SCREW, speed sensor	ALL
4	4741A	SCREW (16)	ALL
5	7792	NUT	ALL
6	11105	O-RING	ALL
7	11289A	O-RING	ALL
8	26072-99A	GASKET, oil pan	ALL
9	26085-99A	PAN, oil (silver)	GM/GV
	26087-99A	PAN, oil (black)	GN/GX/GY
	33037-09	TRANSMISSION ASSEMBLY	GN
	33061-09	TRANSMISSION ASSEMBLY	GV
	33062-09	TRANSMISSION ASSEMBLY	GM
	33145-09	TRANSMISSION ASSEMBLY	GX
	33172-09	TRANSMISSION ASSEMBLY, mid	GY
	33173-09	TRANSMISSION ASSEMBLY, forward	GY
10	33926-06B	NEUTRAL SWITCH, w/ o-ring	ALL
11	34469-06B	COVER (chrome)	GN/GV
	34521-06B	COVER (black)	GY
	34528-06B	COVER (silver)	GM/GX
12	34746-08	TRANSMISSION HOUSING (silver)	GM/GV/GX
	34747-08	TRANSMISSION HOUSING (black)	GN/GY
13	34917-06	GASKET, cover	ALL
14	45893-99	PLUG, pipe	ALL
15	60328-98B	PLUG ASSEMBLY, oil drain magnetic, w/ 11105	ALL
16	62372-09	VENT HOSE	ALL
17	62826-02	BAFFLE ASSEMBLY, w/ 62828-99	ALL
18	62828-99	SPRING, baffle	ALL
19	66290-06	STUD, ground	ALL
20	74402-05	SPEED SENSOR, w/ 11289A	ALL

## 2009 MODEL IDENTIFICATION CODES

GM = FXD

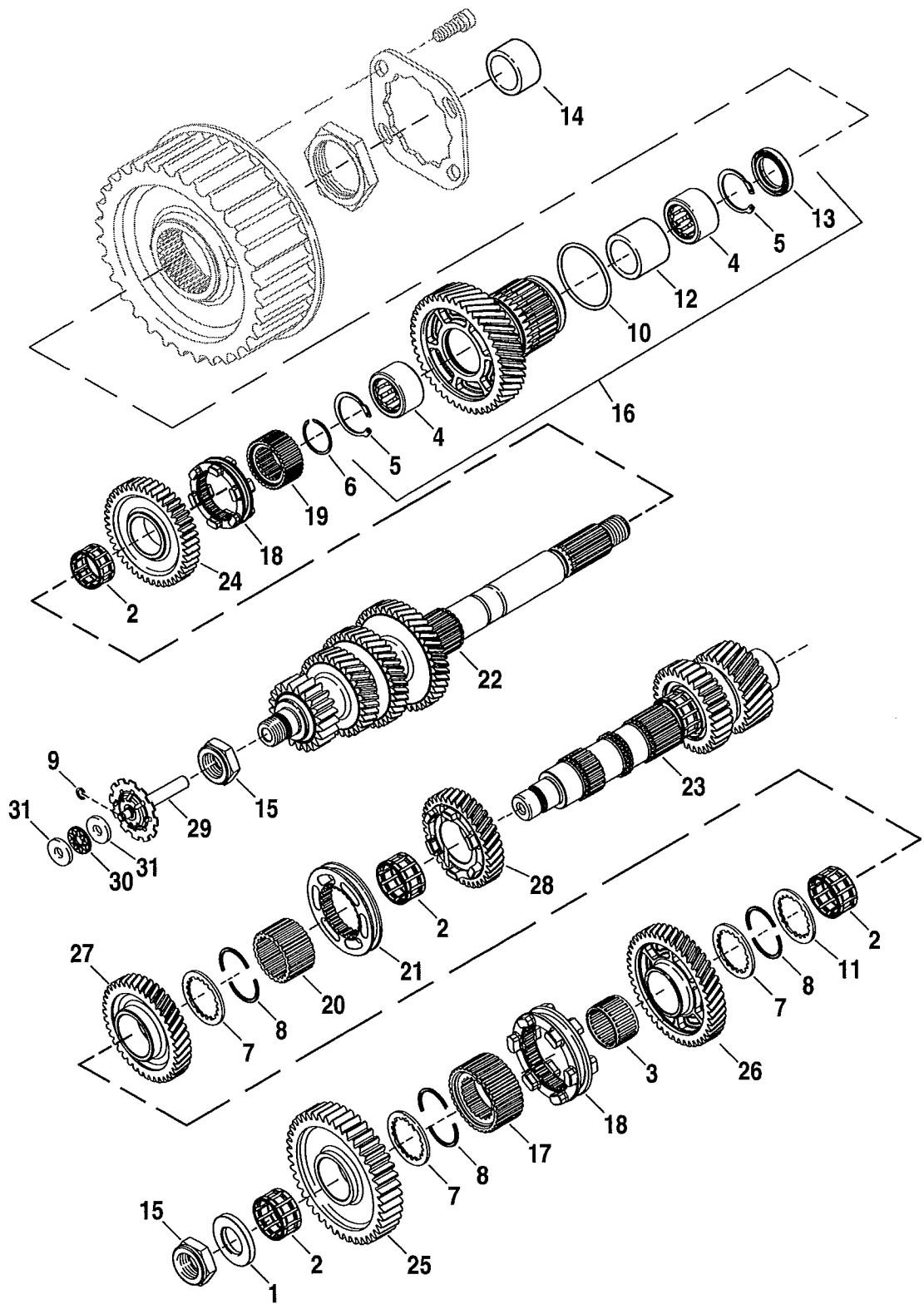
GN = FXDL

GV = FXDC

GX = FXDB

GY = FXDF

# TRANSMISSION GEARS



INDEX NO.	PART NO.	DESCRIPTION	MODEL(S)
1	5837A	SPACER	ALL
2	8026K	BEARING, needle (4)	ALL
3	8041	BEARING, needle	ALL
4	8042	BEARING, needle (2)	ALL
5	10991	RETAINING RING (2)	ALL
6	11061A	RETAINING RING	ALL
7	11081A	RING, lock (3)	ALL
8	11082	SECURING SEGMENT (6)	ALL
9	11096	RETAINING RING	ALL
10	11201	O-RING	ALL
11	11207	WASHER, internal spline	ALL
12	11599	SPACER, bearing	ALL
13	12077	OIL SEAL	ALL
14	34091-08	BEARING, inner race	ALL
15	35078-79	NUT	ALL
16	35122-06	GEAR ASSEMBLY, driven output, w/ 8042, 10991, 11201, 11599 & 12077	ALL
17	35124-06	GUIDE HUB, dog ring	ALL
18	35126-06	DOG RING, lugged (2)	ALL
19	35201-06	GUIDE HUB, dog ring	ALL
20	35202-06	GUIDE HUB, dog ring	ALL
21	35204-06	DOG RING, pocketed	ALL
22	35467-08	INPUT SHAFT	ALL
23	35470-06	COUNTER SHAFT ASSEMBLY	ALL
24	35801-06	GEAR, fifth input	ALL
25	35805-06	GEAR, countershaft-first	ALL
26	35807-06	GEAR, countershaft-second	ALL
27	35811-06	GEAR, countershaft-third	ALL
28	35814-06	GEAR, countershaft-fourth	ALL
29	37069-90	ROD ASSEMBLY	ALL
30	37312-75	BEARING	ALL
31	37313-80	THRUST RACE BEARING (2)	ALL

## 2009 MODEL IDENTIFICATION CODES

GM = FXD

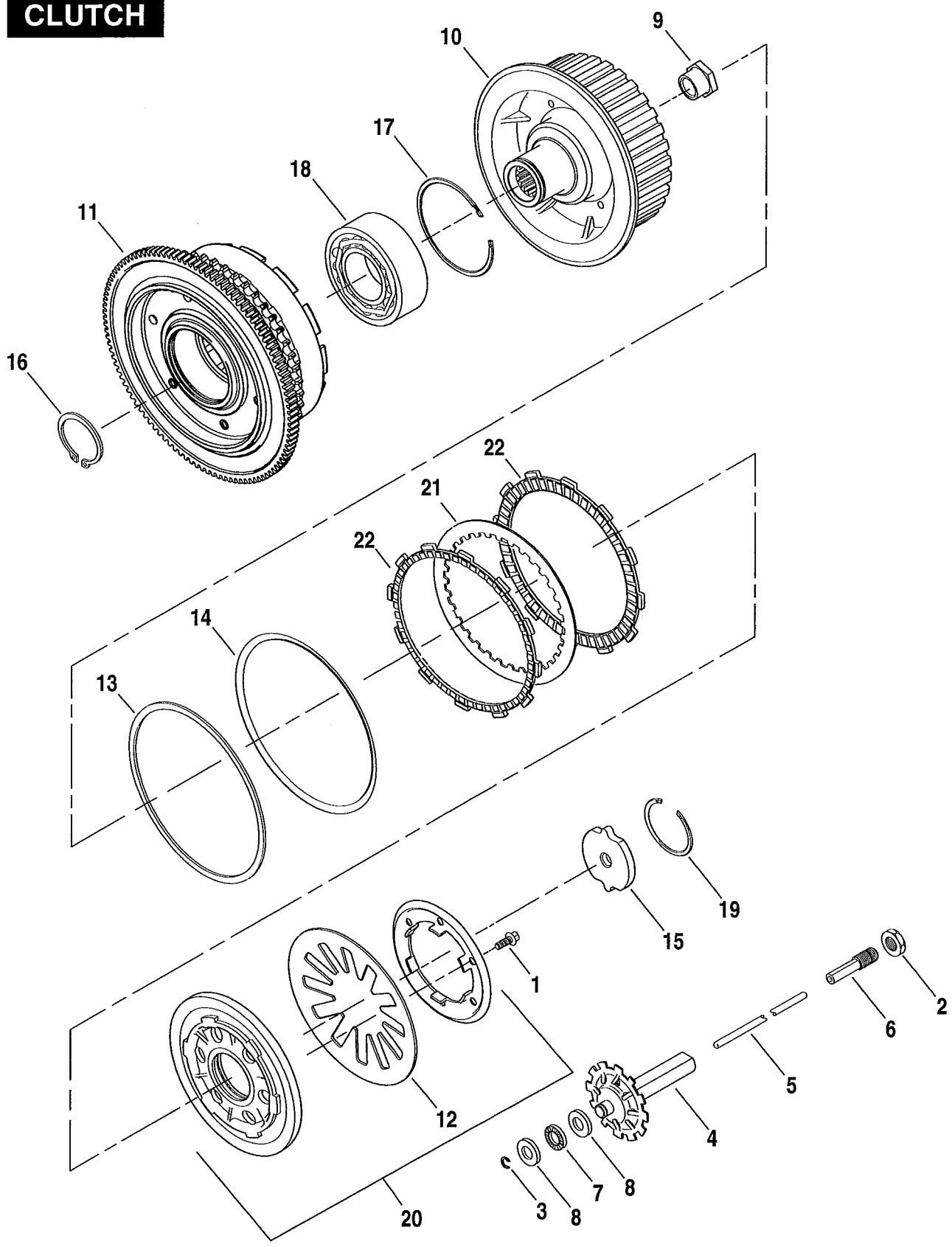
GN = FXDL

GV = FXDC

GX = FXDB

GY = FXDF

# CLUTCH



INDEX NO.	PART NO.	DESCRIPTION	MODEL(S)
1	2980	SCREW (6)	ALL
2	7848W	JAM NUT	ALL
3	11096	RETAINING RING	ALL
4	37069-90	ROD ASSEMBLY	ALL
5	37092-06	PUSH ROD, clutch release (through mainshaft)	ALL
6	37090-98A	END, clutch push rod - left side	ALL
7	37312-75	BEARING, push rod	ALL
8	37313-80	THRUST RACE BEARING (2)	ALL
9	37496-90A	NUT, mainshaft	ALL
10	37554-06A	CLUTCH HUB, w/ hub, thrust washer, spring washer & retaining ring	ALL
11	37813-06A	CLUTCH ASSEMBLY, w/ 1, 9, 10, 12, 13, 14, 15, 16, 17, 18, 19 & 21	ALL
12	37882-06	SPRING, diaphragm	ALL
13	37883-98	SEAT, damper spring	ALL
14	37884-98	DAMPER SPRING	ALL
15	37903-90	RELEASE PLATE	ALL
16	37904-90	RETAINING RING, internal	ALL
17	37905-00	RETAINING RING, internal	ALL
18	37906-90	BEARING, ball - double row	ALL
19	37909-90	RETAINING RING, internal	ALL
20	37912-98A	PRESSURE PLATE KIT, clutch, w/ 37882-06 & inner/outer ramps	ALL
21	37913-98	PLATE CLUTCH (8)	ALL
22	37932-98	FRICTION PLATE KIT, includes all nine friction plates	ALL

## 2009 MODEL IDENTIFICATION CODES

GM = FXD

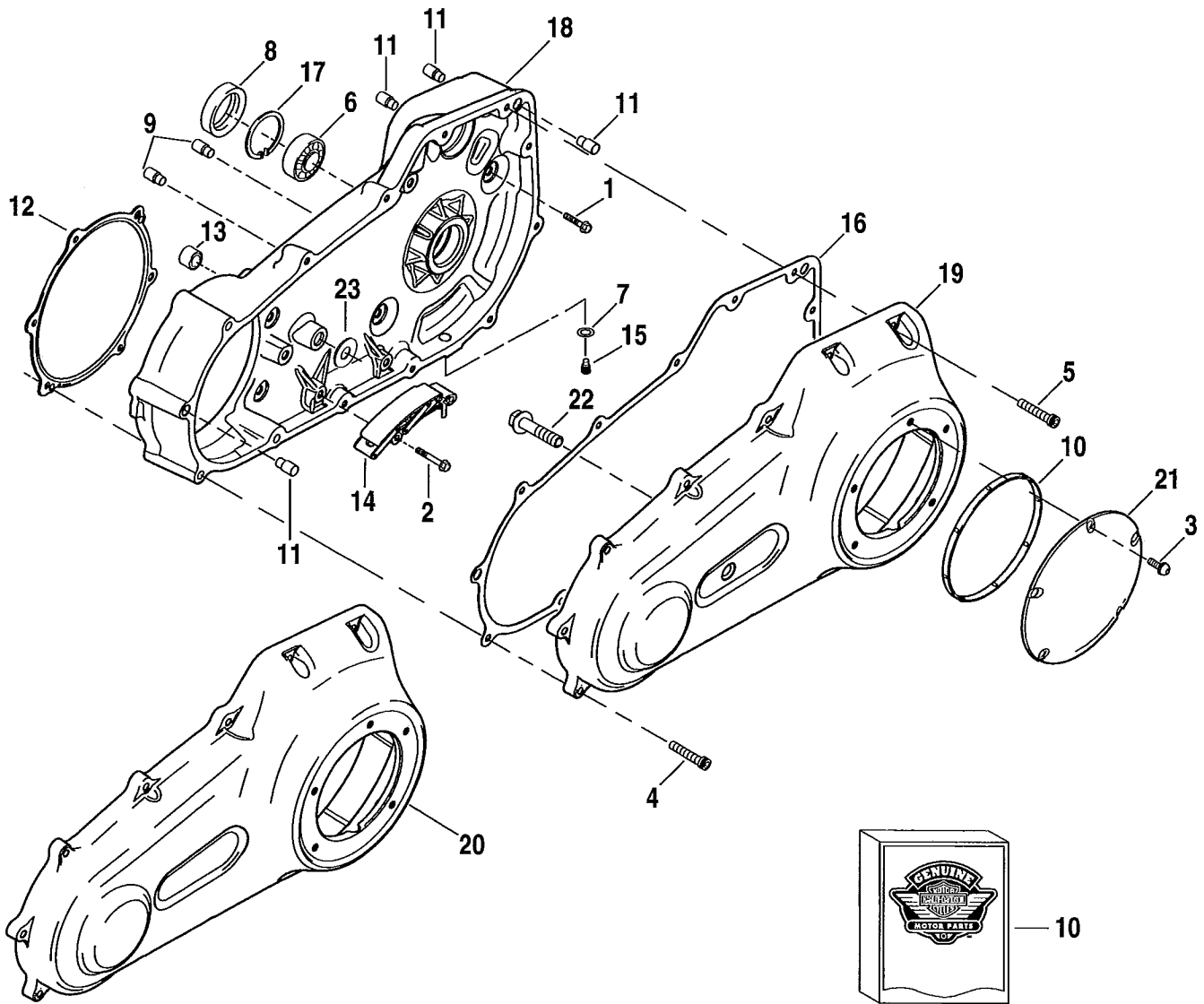
GN = FXDL

GV = FXDC

GX = FXDB

GY = FXDF

# PRIMARY HOUSING



INDEX NO.	PART NO.	DESCRIPTION	MODEL(S)
1	786A	BOLT, w/ seal (5)	ALL
2	791A	SCREW (2)	ALL
3	1062	SCREW (5)	ALL
4	1775	SCREW (4)	ALL
5	4813A	SCREW (9)	ALL
6	9231	BEARING	ALL
7	11105	O-RING, magnetic drain plug	ALL
8	12052A	OIL SEAL	ALL
9	16583-00A	BUSHING, dowel (2)	ALL
10	17369-06	GASKET SERVICE KIT (1K, 5K, 10K), w/ 11105 & seal clutch cover	ALL
11	24754-75A	DOWEL BUSHING (4)	ALL
12	34934-06	GASKET, housing cover	ALL
13	34982-02	BUSHING	GM/GN/GV/GX/GY
14	39929-06A	CHAIN TENSIONER	ALL
15	60328-98B	PLUG ASSEMBLY, magnetic drain, w/ 11105	ALL
16	60547-06	GASKET, primary cover	ALL
17	60678-85	RETAINING RING	ALL
18	60789-06B	INNER COVER ASSEMBLY (silver)	GM/GV/GX
	60790-06B	INNER COVER ASSEMBLY (textured black) (GY-MID)	GN/GY
	60791-06B	INNER COVER ASSEMBLY (textured black) (GY-FWD)	GY
19	60758-06	OUTER COVER ASSEMBLY, w/ 34982-02 (black wrinkle)	GY
	60762-06	OUTER COVER ASSEMBLY, w/ 34982-02 (silver)	GM/GX
	60764-06	OUTER COVER ASSEMBLY (chrome)	GN/GV
20	60717-07	OUTER COVER ASSEMBLY, forward control	GY
21	60766-06	COVER, clutch (chrome)	GN/GV
	60767-06	COVER, clutch (polished)	GM/GX/GY
22	60813-07	SCREW, primary cover (Domestic, California, HDI)	ALL
23	63869-06	GASKET	GM/GN/GV/GX/GY

## 2009 MODEL IDENTIFICATION CODES

GM = FXD

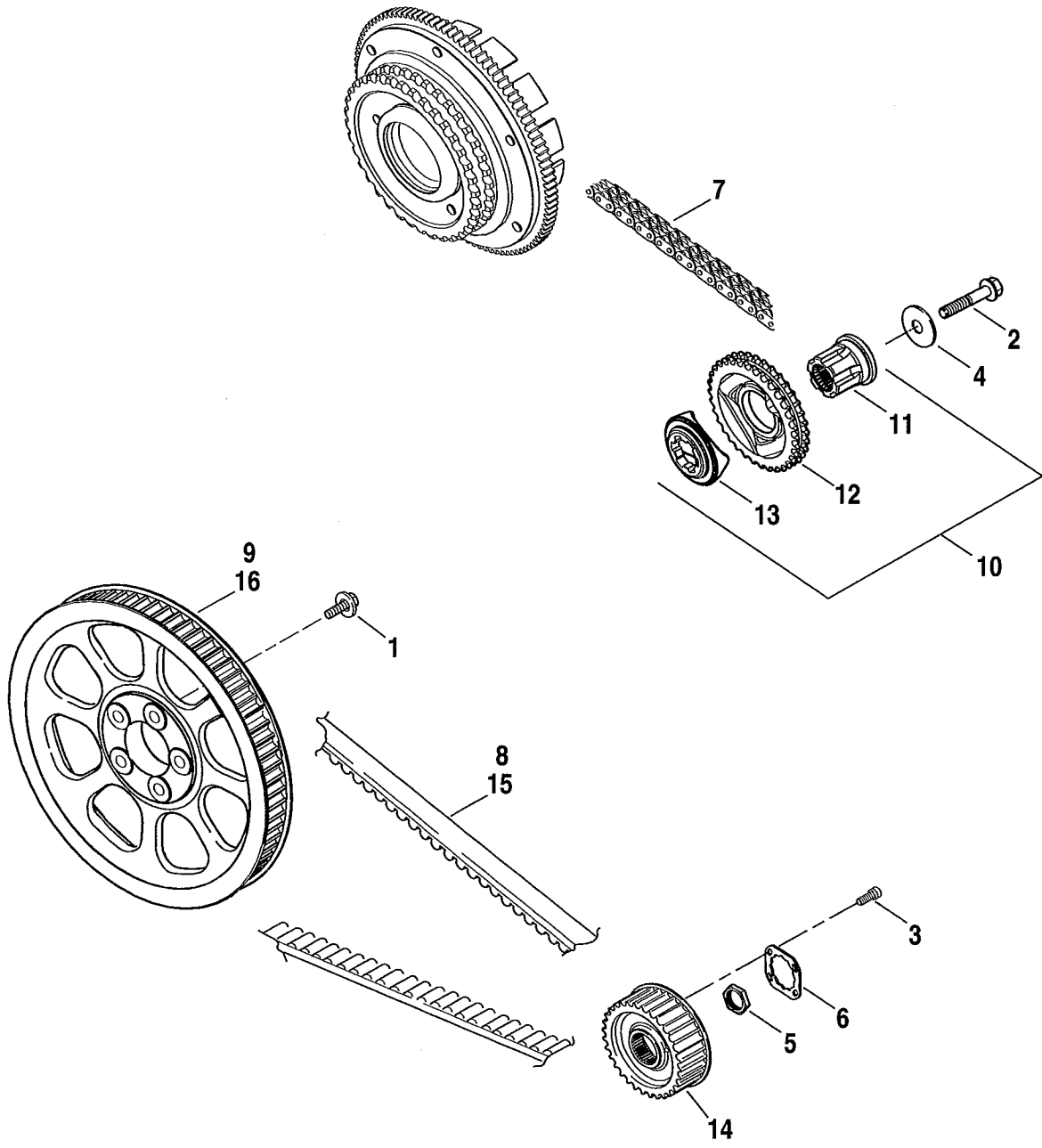
GN = FXDL

GV = FXDC

GX = FXDB

GY = FXDF

# BELTS, CHAINS, SPROCKETS



INDEX NO.	PART NO.	DESCRIPTION	MODEL(S)
1	3109	SCREW, w/ washer (5)	ALL
2	3368	SCREW, compensating sprocket	ALL
3	3594	SCREW, plate (2)	ALL
4	6445	WASHER, compensating sprocket	ALL
5	35241-06	NUT, sprocket	ALL
6	35242-06	LOCKPLATE, sprocket nut	ALL
7	40036-06	PRIMARY CHAIN	ALL
8	40046-07	BELT, rear, 131 T (except Japan)	ALL
9	40114-07	SPROCKET, 66 T (black)	GN/GX
	40221-07	SPROCKET, 66 T (silver)	GM/GV/GY
10	40296-06A	COMPENSATOR ASSEMBLY, w/ 40320-06, 40333-06A & 40297-06	ALL
11	40297-06	SHAFT EXTENSION	ALL
12	40320-06	COMPENSATING SPROCKET, 34 T	ALL
13	40333-06A	CAM SLIDER	ALL
14	40659-06	SPROCKET, transmission, 32 T	ALL
<b>INTERNATIONAL MODELS ONLY</b>			
15	40048-07	BELT, rear, 130 T (Japan)	ALL
16	40634-07	SPROCKET, rear, 64 T (black) (Japan)	GN/GX
	40653-07	SPROCKET, rear, 64 T (silver) (Japan)	GM/GV/GY

## 2009 MODEL IDENTIFICATION CODES

GM = FXD

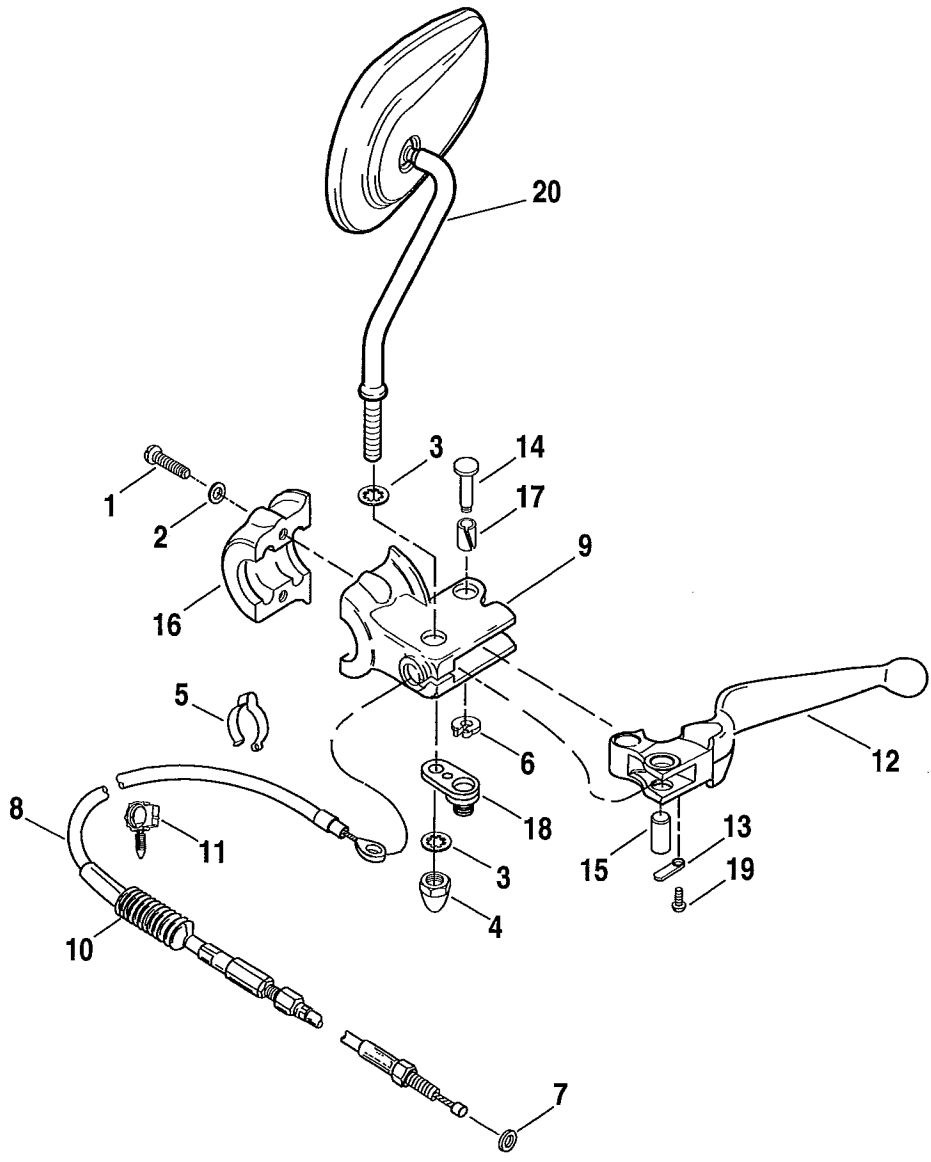
GN = FXDL

GV = FXDC

GX = FXDB

GY = FXDF

# CLUTCH CONTROL



INDEX NO.	PART NO.	DESCRIPTION	MODEL(S)
1	4132	SCREW (2)	ALL
2	6101	WASHER (2)	ALL
3	7127	LOCKWASHER (2)	ALL
4	7720	ACORN NUT	ALL
5	10264	CLIP (2)	ALL
6	11143	RETAINING RING	ALL
7	11179	O-RING	ALL
8	38785-08A	CLUTCH CABLE, w/ 11179, 38630-88 & 45036-88	GY
	38788-06C	CLUTCH CABLE, w/ 11179, 38630-88 & 45036-88	GN/GV
	38787-06C	CLUTCH CABLE, w/ 11179, 38630-88 & 45036-88	GM
	38789-06C	CLUTCH CABLE, w/ 11179, 38630-88 & 45036-88	GX
9	38608-96	BRACKET, hand lever	ALL
10	38630-88	BOOT, clutch cable	ALL
11	40645-06	CLIP, cable to frame	ALL
12	45015-96	HAND LEVER	ALL
13	45021-86	SPRING, anti-rattle	ALL
14	45032-82	PIN, hand lever pivot	ALL
15	45036-88	ANCHOR PIN	ALL
16	45044-96A	CLAMP, lever bracket	ALL
17	45423-92	BUSHING	ALL
18	67829-88	BALL RECEPTACLE, left	ALL
19	90770-79	SCREW	ALL
20	91845-03A	MIRROR KIT, short - left - convex (chrome)	GM/GN/GV/GX
	91910-03A	MIRROR KIT, long - left - convex (black)	GY

## 2009 MODEL IDENTIFICATION CODES

GM = FXD

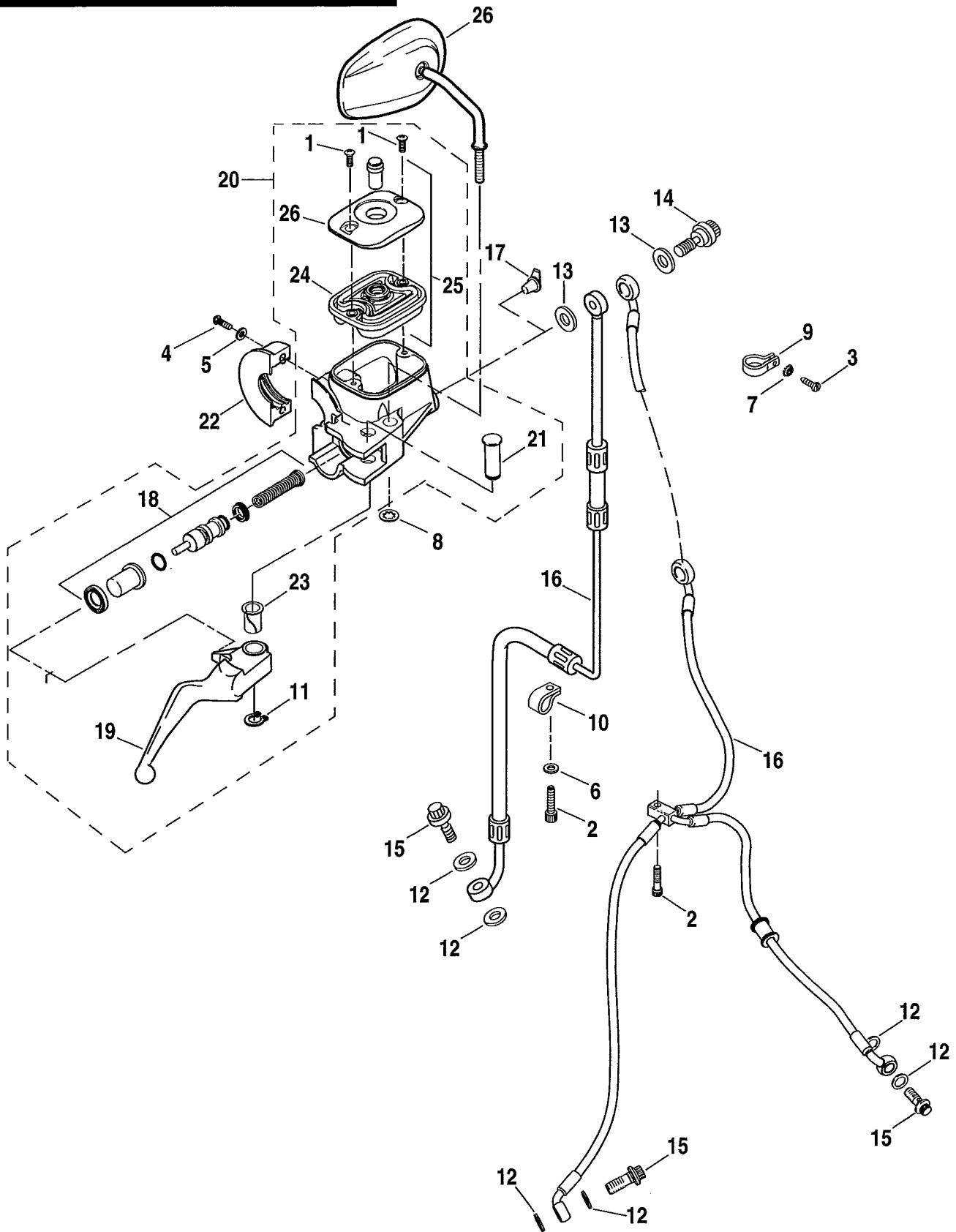
GN = FXDL

GV = FXDC

GX = FXDB

GY = FXDF

# FRONT BRAKE CONTROL



INDEX NO.	PART NO.	DESCRIPTION	MODEL(S)
1	2579A	SCREW (2)	ALL
2	3594	SCREW	GM/GN/GV/GX
3	4104	SCREW	ALL
4	4132	SCREW (2)	ALL
5	6101	WASHER (2)	ALL
6	6703	WASHER	GM/GN/GV/GX
7	7118	LOCKWASHER	ALL
8	7127	LOCKWASHER, right	ALL
9	10031	CLAMP, brake line - upper	ALL
10	10053	CLAMP	GM/GN/GV/GX
11	11143	RETAINING RING	ALL
12	41731-01	GASKET (2-GM/GN/GV/GX; 6-GY)	ALL
13	41733-88	GASKET (2)	GM/GN/GV/GX
14	41739-84A	FITTING, master cylinder	GM/GN/GV/GX
15	41747-82A	FITTING, master cylinder (9/16 in. bore) (1-GM/GN/GV/GX; 3-GY)	ALL
16	42728-08	BRAKE LINE	GN
	45112-08	BRAKE LINE	GX
	45291-08	BRAKE LINE	GM/GV
	42163-08	BRAKE LINE, dual disc	GY
17	44147-87A	CAP, bleeder screw	GY
18	45006-96C	REPAIR KIT, master cylinder (9/16 in. bore)	GM/GN/GV/GX
	45072-96C	REPAIR KIT, master cylinder (11/16 in. bore)	GY
19	45016-08	HAND LEVER, right, w/ 45423-96	ALL
20	45019-08	MASTER CYLINDER, 9/16 in. bore, w/ 1, 11, 18, 19, 21 & 25	GM/GN/GV/GX
	45170-08	MASTER CYLINDER, 11/16 in. bore, w/ 1, 11, 18, 19, 21 & 25	GY
21	45032-82	PIN, pivot	ALL
22	45044-96A	CLAMP, handlebar control	ALL
23	45423-96	BUSHING, lever pivot	ALL
24	45483-05	GASKET, reservoir cover	ALL
25	46456-05	COVER KIT, w/ 45483-05	ALL
26	91840-03A	MIRROR KIT, short - right - convex (chrome)	GM/GN/GV/GX
	91909-03A	MIRROR KIT, right (black)	GY

## 2009 MODEL IDENTIFICATION CODES

GM = FXD

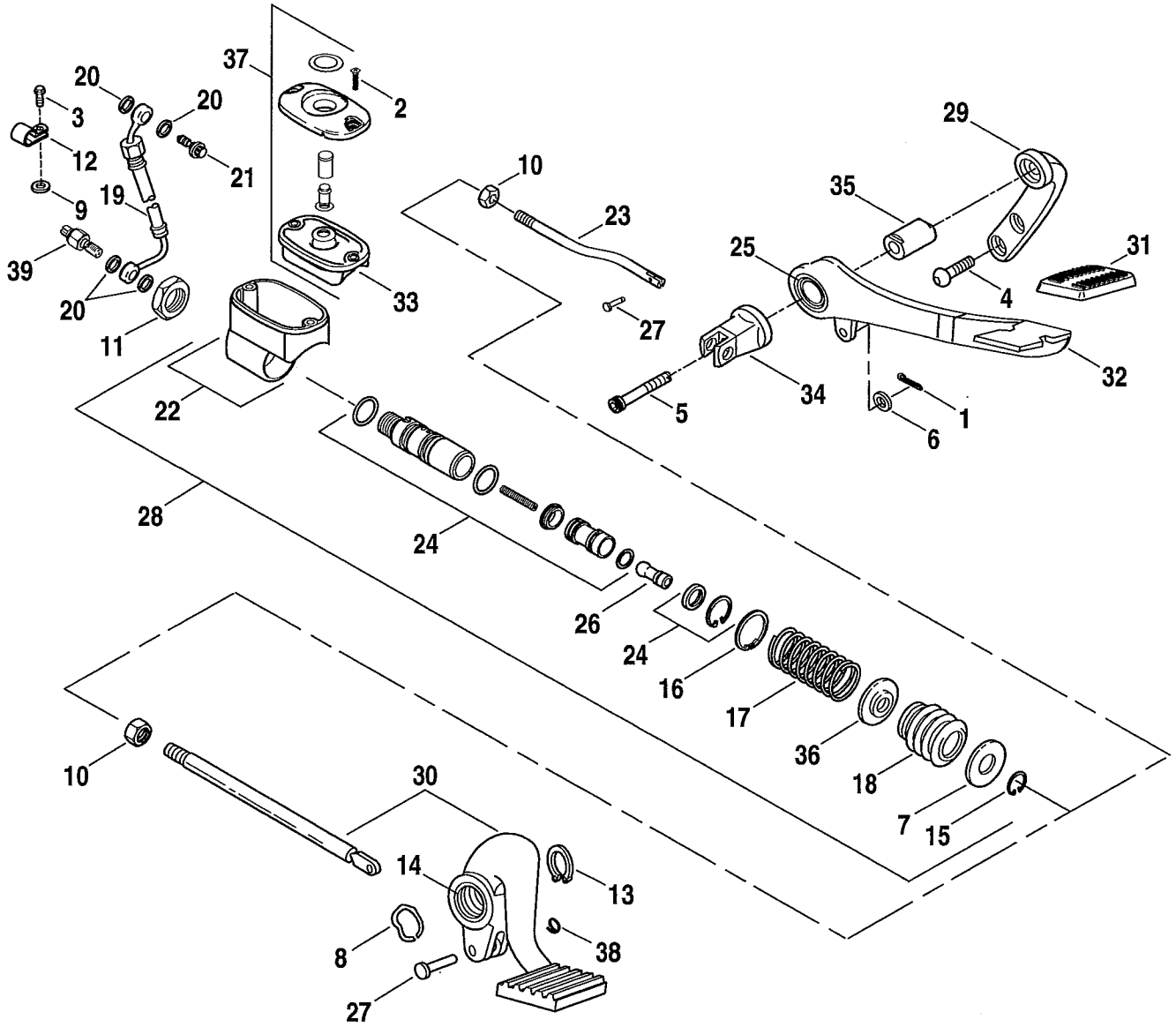
GN = FXDL

GV = FXDC

GX = FXDB

GY = FXDF

# REAR BRAKE CONTROL



INDEX NO.	PART NO.	DESCRIPTION	MODEL(S)
1	515	COTTER PIN	GY
2	2579A	SCREW (2)	ALL
3	3537	SCREW	ALL
4	4059	SCREW (2)	GY
5	4339A	SCREW	GY
6	6099	WASHER	GY
7	6366	WASHER	ALL
8	7003	LOCKWASHER, spring	GM/GN/GV/GX
9	7229W	LOCKWASHER	ALL
10	7744	JAM NUT	ALL
11	7951	JAM NUT	ALL
12	10053	CLAMP	ALL
13	11005	RETAINING RING	GM/GN/GV/GX
14	33708-94	BEARING (2)	GM/GN/GV/GX
15	40903-87	RETAINING RING	ALL
16	40918-87	RETAINING RING	ALL
17	40920-87	SPRING	ALL
18	40922-87	BOOT	ALL
19	42142-08	BRAKE LINE	ALL
20	41731-01	GASKET (4)	ALL
21	41747-82A	FITTING	ALL
22	41803-06	RESERVOIR ASSEMBLY	ALL
23	41955-03A	PUSH ROD (GY-FWD)	GY
24	42382-87C	REPAIR KIT, master cylinder	ALL
25	42443-80A	BUSHING, brake lever	GY
26	42448-87	PUSH ROD	ALL
27	42460-80B	CLEVIS PIN	ALL
28	42474-06	MASTER CYLINDER	ALL
29	42481-03A	SUPPORT, brake lever & footrest	GY
30	42502-90A	BRAKE LEVER ASSEMBLY (GY-MID)	GM/GN/GV/GX/GY
31	42532-06	PAD, brake pedal (GY-FWD)	GY
32	42542-06	BRAKE PEDAL, w/ 42443-80A (GY-FWD)	GY
33	42568-05	GASKET, cover	ALL
34	42663-03	CLEVIS, footrest mount (GY-FWD)	GY
35	42665-03	PIVOT SHAFT (GY-FWD)	GY
36	44126-87	SPRING RETAINER	ALL
37	46457-05	COVER, master cylinder	ALL
38	51938-04	COTTER CIRCLE	ALL
39	72026-08	STOP LAMP SWITCH	ALL

## 2009 MODEL IDENTIFICATION CODES

GM = FXD

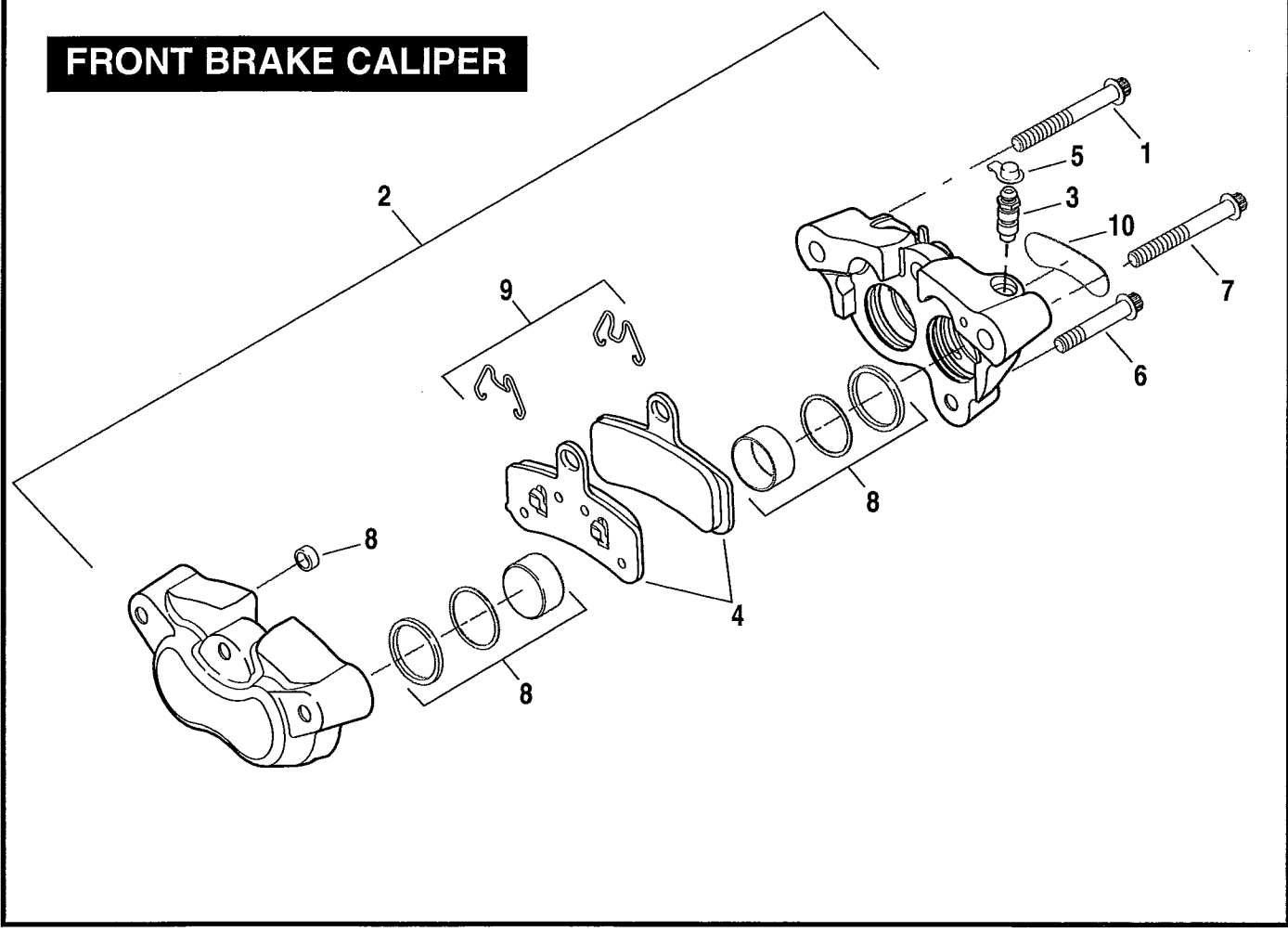
GN = FXDL

GV = FXDC

GX = FXDB

GY = FXDF

# FRONT BRAKE CALIPER



INDEX NO.	PART NO.	DESCRIPTION	MODEL(S)
1	4564M	BOLT, bridge (2)	ALL
2	44046-08	CALIPER ASSEMBLY, left	ALL
	44487-08	CALIPER ASSEMBLY, right (not shown)	GY
3	44048-83A	SCREW, bleeder	ALL
4	44082-08	PAD KIT	ALL
5	44147-87A	CAP, bleeder screw	ALL
6	44160-00	BOLT, caliper mounting - lower (2-GY)	ALL
7	44163-00	BOLT, caliper mounting - upper (2-GY)	ALL
8	44313-08	PISTON KIT	ALL
9	44337-08	PAD SPRING KIT (4)	ALL
10	44338-00	DECAL (2-GY)	ALL

## 2009 MODEL IDENTIFICATION CODES

GM = FXD

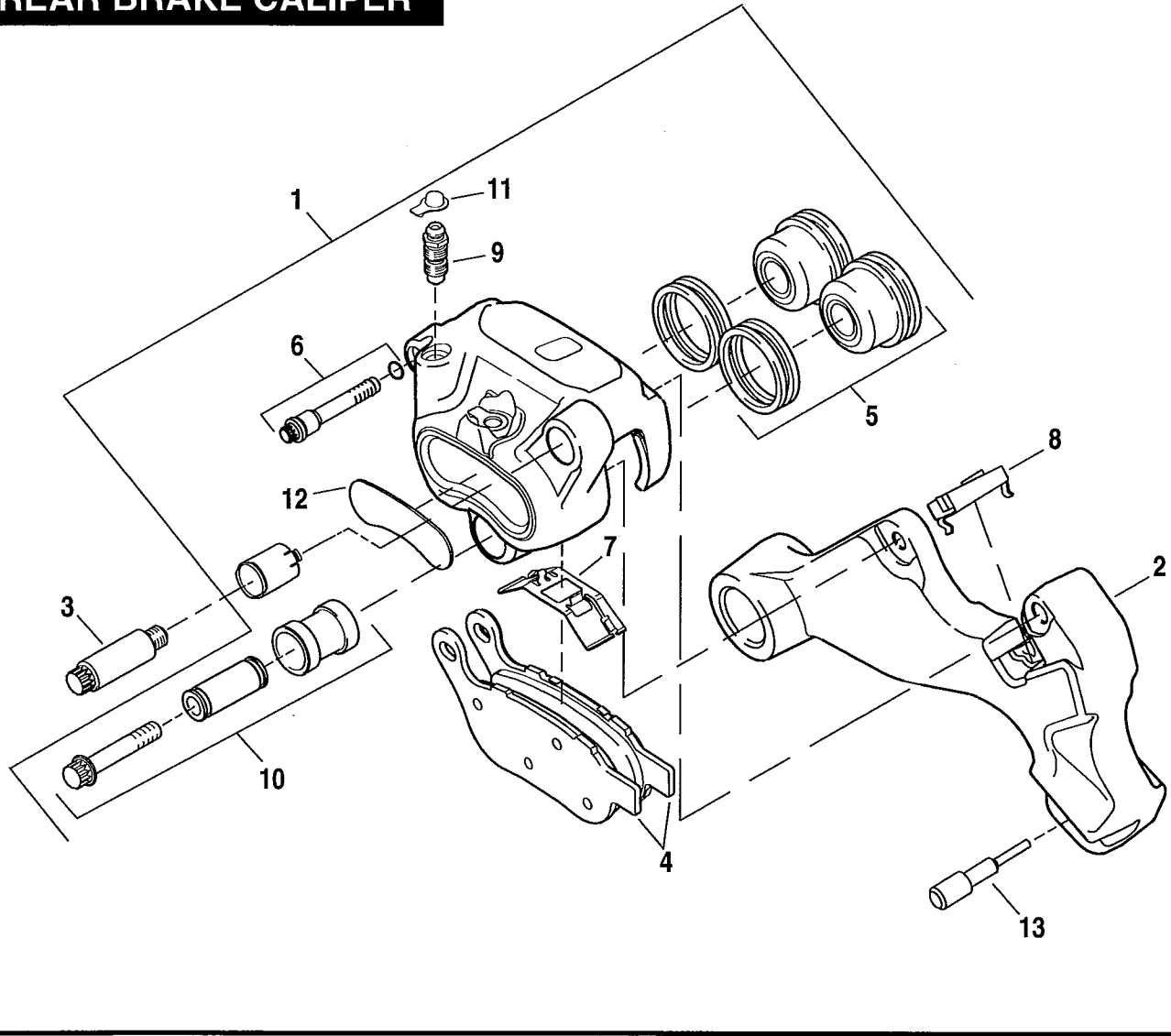
GN = FXDL

GV = FXDC

GX = FXDB

GY = FXDF

# REAR BRAKE CALIPER



INDEX NO.	PART NO.	DESCRIPTION	MODEL(S)
1	40908-08	CALIPER ASSEMBLY (does not include 42143-08A)	ALL
2	42062-08	BRACKET, caliper assembly	ALL
3	42143-08A	PIN, caliper slider (upper) (not part of caliper assembly)	ALL
4	42298-08	PAD KIT	ALL
5	42344-08	PISTON KIT	ALL
6	42345-08	PAD PIN KIT	ALL
7	42347-08	BRAKE SPRING KIT	ALL
8	42348-08	TORQUE CLIP KIT	ALL
9	44048-83A	SCREW, bleeder	ALL
10	44066-08	CALIPER PIN KIT	ALL
11	44147-87A	CAP, bleeder screw	ALL
12	44338-00	DECAL	ALL
13	44351-00	BUMPER, rubber	ALL

## 2009 MODEL IDENTIFICATION CODES

GM = FXD

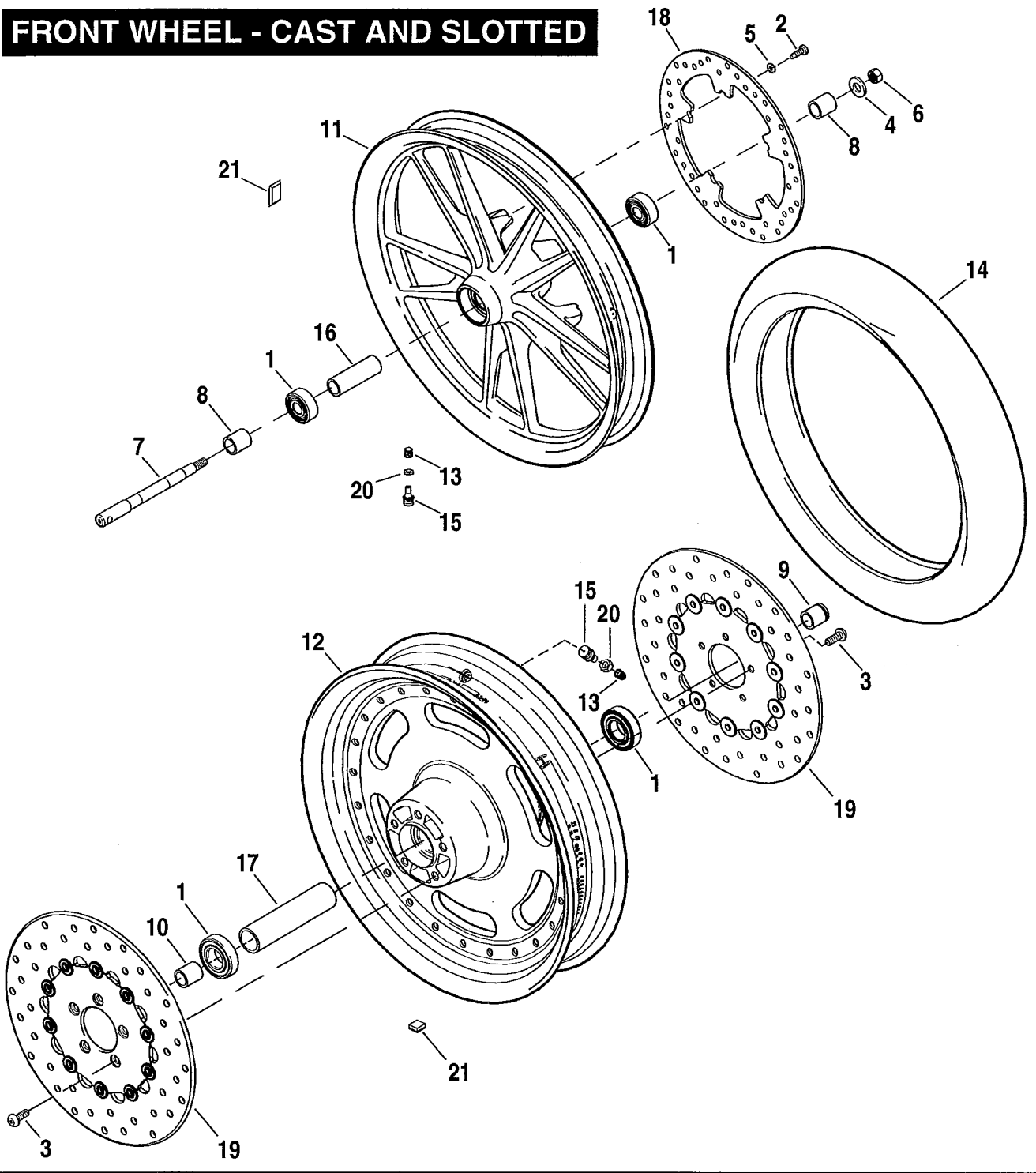
GN = FXDL

GV = FXDC

GX = FXDB

GY = FXDF

# FRONT WHEEL - CAST AND SLOTTED



INDEX NO.	PART NO.	DESCRIPTION	MODEL(S)
1	9276	BEARING (2)	ALL
2	3762M	BOLT, shoulder (5)	GM/GN
3	3655A	SCREW, pan head, torx (10)	GY
4	6655	WASHER	ALL
5	6966M	WASHER, spring, curved (5)	GM/GN
6	7813A	NUT, axle	ALL
7	41628-08	AXLE	GM/GN
	41547-07A	AXLE	GY
8	11804	SPACER, axle (2)	GM/GN
9	40926-08	SPACER, axle - left hand	GY
10	40927-08	SPACER, axle - right hand	GY
11	40973-08	WHEEL ASSEMBLY, 19 in., w/o spacers and bearings (black)	GN
	43655-08	WHEEL ASSEMBLY, 19 in., w/o spacers and bearings (silver)	GM
	43461-08	WHEEL ASSEMBLY, 19 in., w/o spacers and bearings (gloss black)	GN
12	40708-08	WHEEL ASSEMBLY, 16 in., w/o spacers and bearings	GY
13	41123-79	CAP, valve	GM/GN/GY
14	43112-91A	TIRE, 19 in.	GM/GN
	43218-08	TIRE, 16 in.	GY
15	43157-83A	VALVE STEM ASSEMBLY, w/ 54321-85	ALL
16	41748-08	SLEEVE, bearing spacer	GM/GN
17	41349-07	SLEEVE, bearing spacer	GY
18	44553-06A	BRAKE DISC	GM/GN
19	42040-06	BRAKE DISC ASSEMBLY (2)	GY
20	54321-85	NUT, valve stem	ALL
21	95595-84	WHEEL WEIGHT, 1/4 oz. (silver)	ALL

## 2009 MODEL IDENTIFICATION CODES

GM = FXD

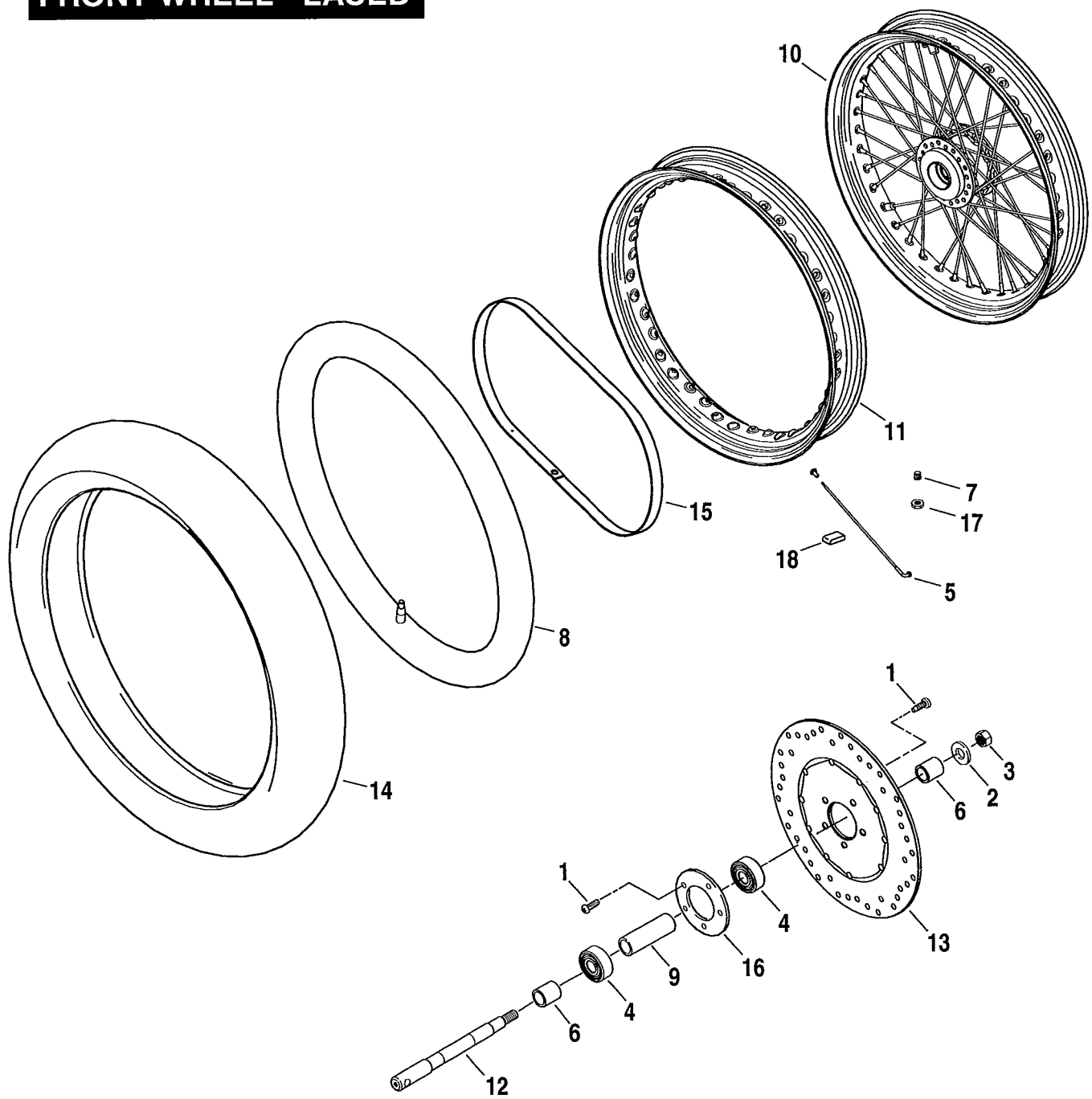
GN = FXDL

GV = FXDC

GX = FXDB

GY = FXDF

# FRONT WHEEL - LACED



INDEX NO.	PART NO.	DESCRIPTION	MODEL(S)
1	3655A	SCREW	GN/GV/GX
2	6655	WASHER	GN/GV/GX
3	7813A	NUT, axle	GN/GV/GX
4	9276	BEARING (2)	GN/GV/GX
5	40762-05	SPOKE & NIPPLE KIT, 19 in. steel rim - long (20)	GV/GX
	40761-05	SPOKE & NIPPLE KIT, 19 in. steel rim - short (20)	GV/GX
	43203-06	SPOKE & NIPPLE KIT, 19 in. aluminum rim - long (20)	GN/GV
	43234-06	SPOKE & NIPPLE KIT, 19 in. aluminum rim - short (20)	GN/GV
6	11804	SPACER, axle (2)	GN/GV/GX
7	41123-79	CAP, valve	GN/GV/GX
8	41339-06	INNER TUBE, 19 in.	GN/GV/GX
9	41748-08	SLEEVE, bearing spacer	GN/GV/GX
10	41425-09	WHEEL ASSEMBLY, steel, 19 in., w/o bearings and sleeves (black)	GX
	42176-09	WHEEL ASSEMBLY, aluminum, 19 in., w/o bearings and sleeves	GX
	43105-08	WHEEL ASSEMBLY, steel, 19 in., w/o bearings and sleeves	GV/GX
	43638-08	WHEEL ASSEMBLY, aluminum, 19 in., w/o bearings and sleeves	GN/GV
11	41426-07	RIM, steel wheel, 19 in. (black)	GX
	42177-09	RIM, aluminum, 19 in.	GX
	43001-06	RIM, steel wheel, 19 in. (chrome)	GV/GX
	43570-06	RIM, 19 in. (chrome)	GN/GV
12	41628-08	AXLE	GN/GV/GX
13	42040-06	BRAKE DISC ASSEMBLY	GN/GV/GX
14	43112-91A	TIRE, 19 in.	GN/GV/GX
15	43145-47	RIM FLAP, 19 in.	GN/GV/GX
16	44447-00	HUB CAP, wheel	GN/GV/GX
17	54321-85	NUT, valve stem	GN/GV/GX
18	95594-84	WEIGHT, 1/4 oz. (black)	GX
	95595-84	WEIGHT, 1/4 oz.	GN/GV

## 2009 MODEL IDENTIFICATION CODES

GM = FXD

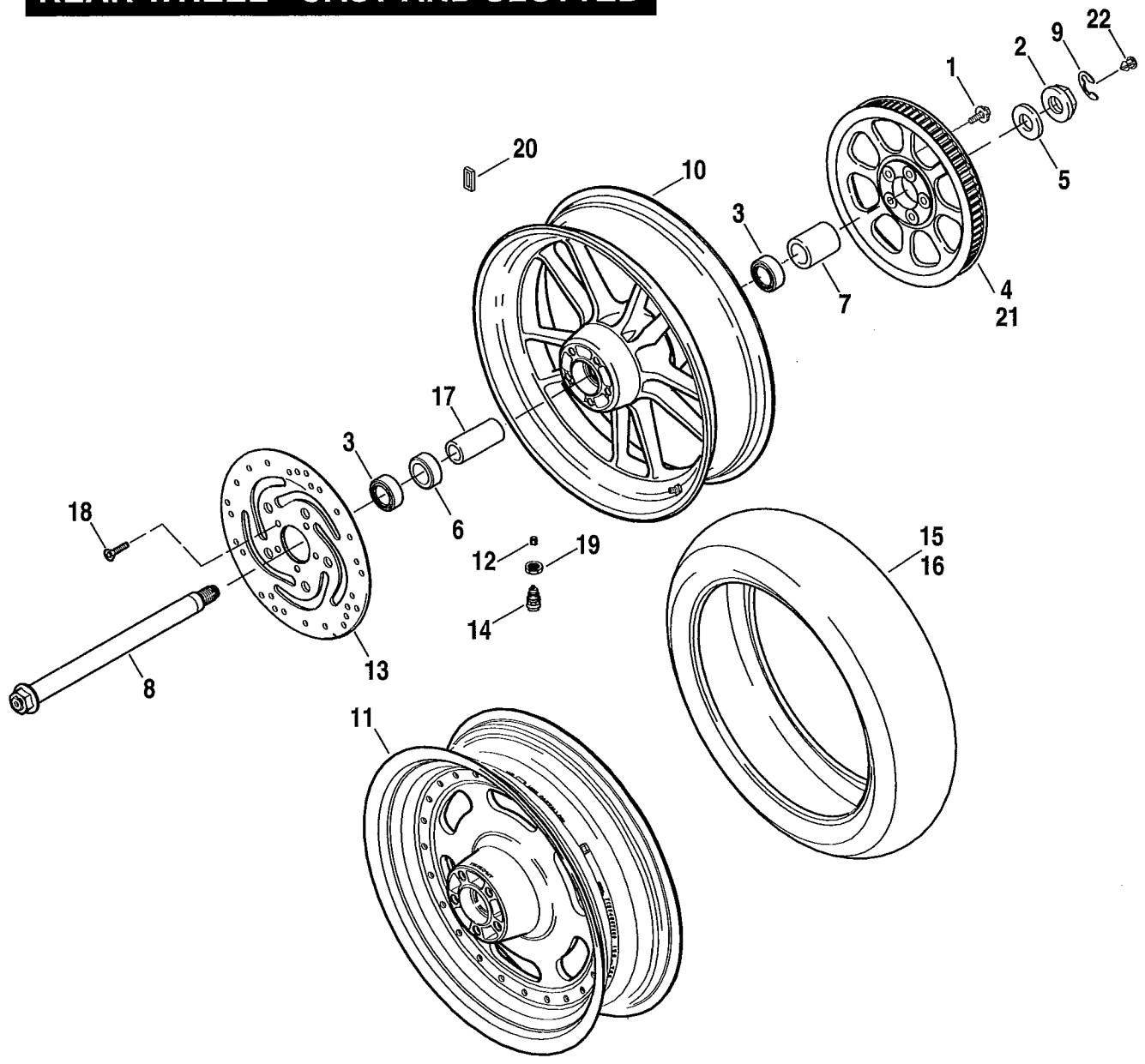
GN = FXDL

GV = FXDC

GX = FXDB

GY = FXDF

# REAR WHEEL - CAST AND SLOTTED



INDEX NO.	PART NO.	DESCRIPTION	MODEL(S)
1	3109	SCREW, cap (5)	GM/GN/GY
2	8020	NUT, axle	GM/GN/GY
3	9276	BEARING (2)	GM/GN/GY
4	40114-07	SPROCKET, 66 T (black)	GN
	40221-07	SPROCKET, 66 T (silver)	GM/GY
5	6551	WASHER, axle	GM/GN/GY
6	41242-08	SPACER, axle - right hand	GM/GN/GY
7	40947-08	SPACER, axle - left hand	GM/GN/GY
8	41114-08	AXLE	GM/GN/GY
9	41229-08	RING, axle retaining	GM/GN/GY
10	40987-08	WHEEL ASSEMBLY, 17 in., w/o bearings and sleeves (silver)	GM
	43465-08	WHEEL ASSEMBLY, 17 in., w/o bearings and sleeves (gloss black)	GN
	41018-08	WHEEL ASSEMBLY, 17 in., w/o bearings and sleeves (black)	GN
11	40711-08	WHEEL ASSEMBLY, 17 in., w/o bearings and sleeves	GY
12	41123-79	CAP, valve	GM/GN/GY
13	41797-00	BRAKE DISC	GM/GN/GY
14	43157-83A	VALVE STEM ASSEMBLY, w/ 54321-85	GM/GN/GY
15	43169-00A	TIRE, 17 in.	GM/GN
16	43228-08	TIRE, 16 in.	GY
17	43905-08	SLEEVE, spacer bearing	GM/GN/GY
18	43567-92	SCREW (5)	GM/GN/GY
19	54321-85	NUT	GM/GN/GY
20	95595-84	WHEEL WEIGHT, 1/4 oz. (silver)	GM/GN/GY
<b>INTERNATIONAL MODELS ONLY</b>			
21	40634-07	SPROCKET, 64 T (black) (Japan)	GN
	40653-07	SPROCKET, 64 T (silver) (Japan)	GM/GY
22	40964-08	COVER, rear axle nut (HDI)	GM/GN/GY

## 2009 MODEL IDENTIFICATION CODES

GM = FXD

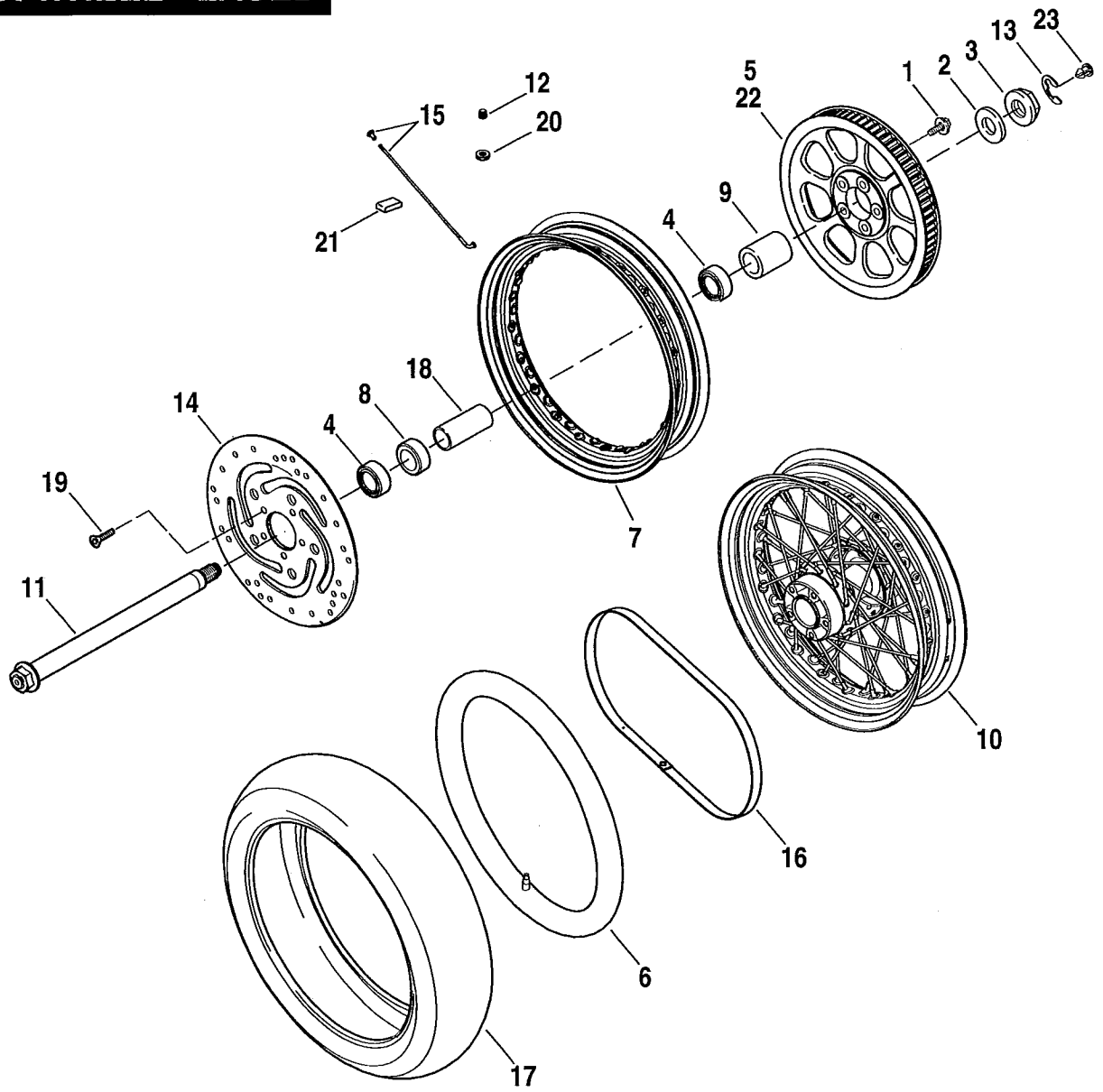
GN = FXDL

GV = FXDC

GX = FXDB

GY = FXDF

# REAR WHEEL - LACED



INDEX NO.	PART NO.	DESCRIPTION	MODEL(S)
1	3109	SCREW, cap (5)	GN/GV/GX
2	6551	WASHER, axle	GN/GV/GX
3	8020	NUT, axle	GN/GV/GX
4	9276	BEARING (2)	GN/GV/GX
5	40114-07	SPROCKET, 66 T (black)	GN/GV/GX
	40221-07	SPROCKET, 66 T (silver)	GN
6	40502-06	INNER TUBE, tire 17 in.	GN/GX
7	40863-06	RIM, wheel 17 in. steel	GV
	41431-09	RIM, wheel 17 in. steel (black)	GX
	42180-09	RIM, wheel 17 in. aluminum	GX
	43183-06	RIM, wheel 17 in. aluminum	GN/GV
8	41242-08	SPACER, axle - right hand	GN/GV/GX
9	40947-08	SPACER, axle - left hand	GN/GV/GX
10	40979-08	WHEEL ASSEMBLY, steel 17 in., w/o bearings and sleeves	GV
	41430-09	WHEEL ASSEMBLY, steel 17 in., w/o bearings and sleeves (black)	GX
	42179-09	WHEEL ASSEMBLY, aluminum 17 in., w/o bearings and sleeves	GX
	44743-08	WHEEL ASSEMBLY, aluminum 17 in., w/o bearings and sleeves	GN/GV
11	41114-08	AXLE	GN/GV/GX
12	41123-79	CAP, valve	GN/GV/GX
13	41229-08	RING, axle retaining	GN/GV/GX
14	41797-00	BRAKE DISC	GN/GV/GX
15	43052-05	SPOKE & NIPPLE KIT	GN/GV/GX
16	43101-06	RIM, strip 17 in.	GN/GV/GX
17	43169-00A	TIRE, 17 in.	GN/GV/GX
18	43905-08	SLEEVE, spacer bearing	GN/GV/GX
19	43567-92	SCREW (5)	GN/GV/GX
20	54321-85	NUT	GN/GV/GX
21	95594-84	WEIGHT, 1/4 oz. (black)	GX
	95595-84	WEIGHT, 1/4 oz.	GN/GV
<b>INTERNATIONAL MODELS ONLY</b>			
22	40634-07	SPROCKET, 64 T (black) (Japan)	GN/GX
	40653-07	SPROCKET, 64 T (silver) (Japan)	GV
23	40964-08	COVER, rear axle nut (HDI)	GN/GV/GX

## 2009 MODEL IDENTIFICATION CODES

GM = FXD

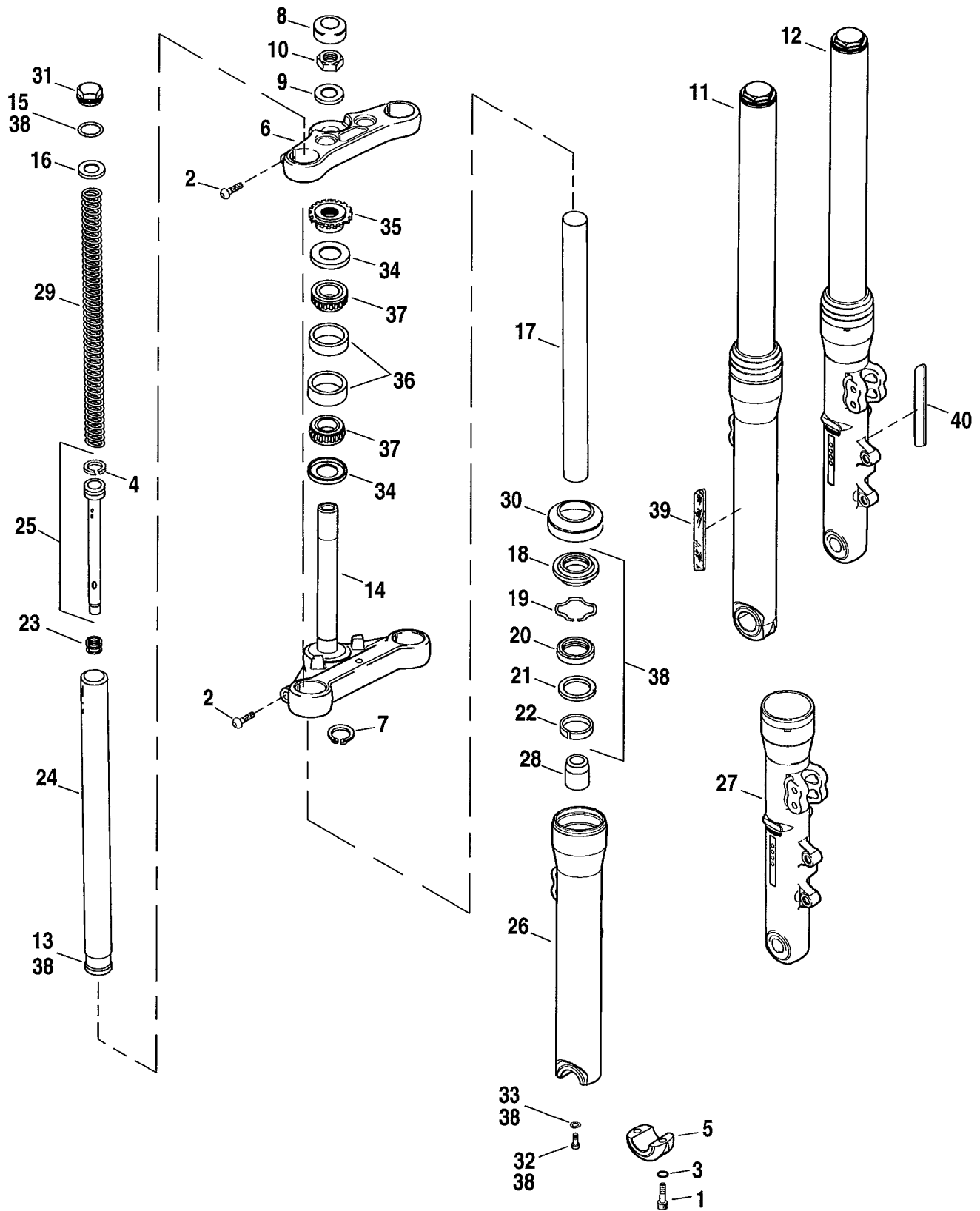
GN = FXDL

GV = FXDC

GX = FXDB

GY = FXDF

# FRONT FORK



INDEX NO.	PART NO.	DESCRIPTION	MODEL(S)
1	4042	SCREW, right hand (2)	ALL
2	4352	SCREW (4)	ALL
3	7062	LOCKWASHER, serrated lock, right hand (2)	ALL
4	11689	PISTON RING	ALL
5	45322-06	HOLDER, fork axle - right hand	GM/GN/GV/GX
	45104-08	HOLDER, fork axle - right hand (black)	GY
6	45538-08	CLAMP, upper	GM/GV
	46278-08	CLAMP, upper	GN
	46857-08	CLAMP, upper	GX
	47661-08	CLAMP, upper	GY
7	45611-86	RING, lower clamp retaining	ALL
8	45670-80A	CAP, stem	ALL
9	45727-08	WASHER	ALL
10	45718-60	NUT, stem	ALL
11	45947-06A	FORK ASSEMBLY, right hand	GM/GN/GV/GX
	48623-08	FORK ASSEMBLY, right hand	GY
12	45948-06A	FORK ASSEMBLY, left hand	GM/GN/GV/GX
	48622-08	FORK ASSEMBLY, left hand	GY
13	46080-01	BUSHING, slider (2)	ALL
14	45867-08	FORK STEM, w/ 45611-86	GM/GV/GX
	45539-08	FORK STEM, w/ 45611-86	GN
	47648-08	FORK STEM, w/ 45611-86	GY
15	46508-01	O-RING (2)	ALL
16	46509-01	WASHER (2)	ALL
17	46510-01	COLLAR SPRING (2)	GM/GN/GV/GX
	46510-07	COLLAR SPRING (2)	GY
18	46512-01	SEAL DUST (2)	ALL
19	46513-01	RING STOPPER (2)	ALL
20	46514-01	SEAL OIL (2)	ALL
21	46515-01	SPACER SEAL (2)	ALL

## 2009 MODEL IDENTIFICATION CODES

GM = FXD

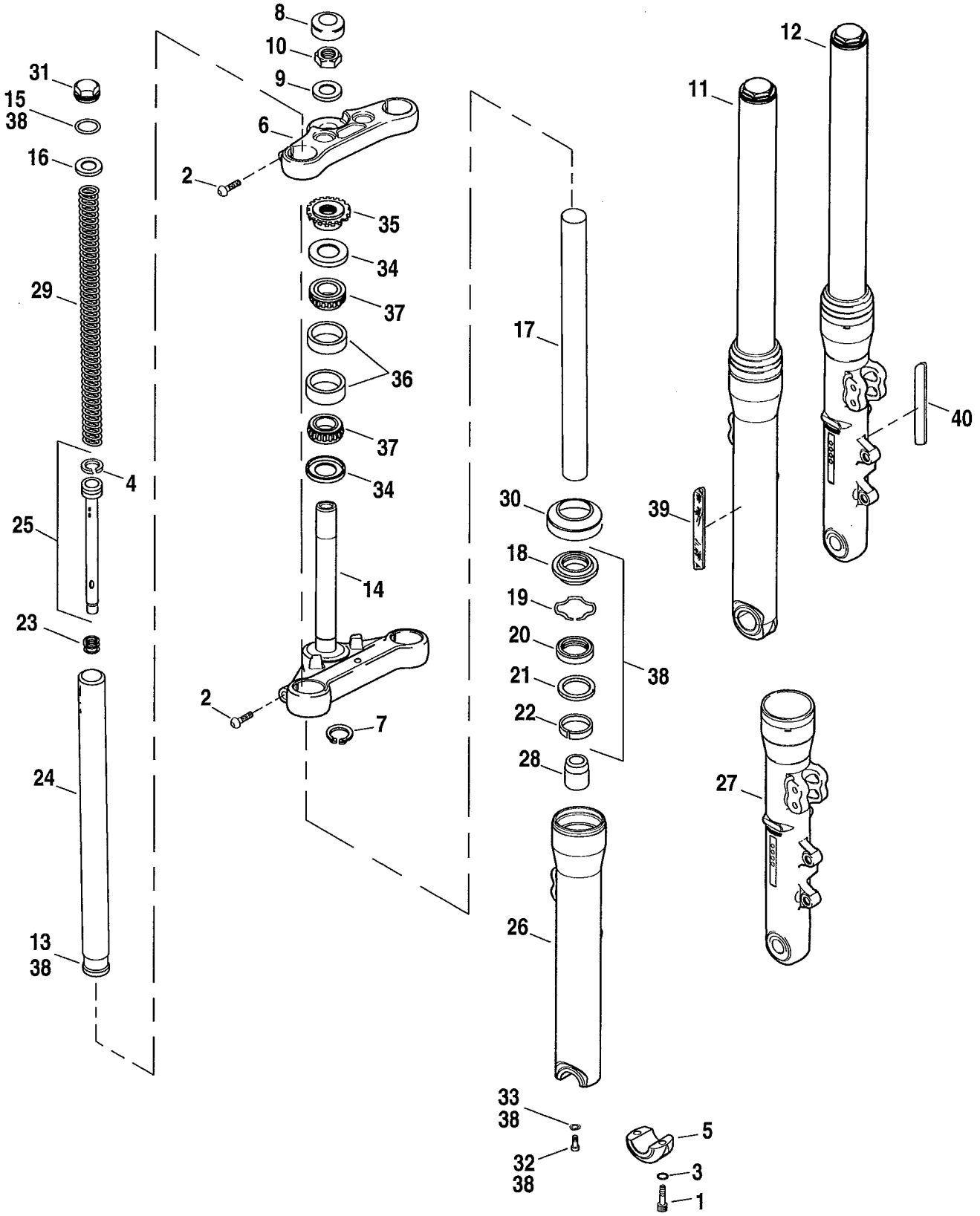
GN = FXDL

GV = FXDC

GX = FXDB

GY = FXDF

# FRONT FORK



INDEX NO.	PART NO.	DESCRIPTION	MODEL(S)
22	46516-01	BUSHING GUIDE (2)	ALL
23	46517-01	SPRING REBOUND (2)	ALL
24	46605-06	FORK PIPE (2)	GM/GN/GV/GX
	48745-08	FORK PIPE (2)	GY
25	46606-06	BOTTOM PIPE (2)	GM/GN/GV/GX
	48742-08	BOTTOM PIPE (2)	GY
26	46607-06A	SLIDER, fork - right hand	GM/GN/GV/GX
	48739-08	SLIDER, fork - right hand	GY
27	46608-06A	SLIDER, fork - left hand	GM/GN/GV/GX
	48740-08	SLIDER, fork - left hand	GY
28	46609-06	OIL LOCK PIECE (1-left hand; 1-right hand)	ALL
29	46610-06	SPRING (2)	GM/GN/GV/GX
	48741-08	SPRING (2)	GY
30	46611-06	COVER, case (2)	ALL
31	46612-06	BOLT, front fork (2)	ALL
32	46614-06	BOLT, hex socket (2)	ALL
33	46615-06	PACKING SEAL (2)	ALL
34	48198-06	DIRT GUARD (2)	ALL
35	48307-06	BEARING ADJUSTER	ALL
36	48315-60	BEARING CUP (2)	ALL
37	48300-60	BEARING, steering head w/ 48315-60 (2)	ALL
38	49379-09	FORK REBUILD KIT	ALL
39	59481-00	REFLECTOR, amber - right hand	GM/GN/GV/GX
	69861-07	REFLECTOR, amber - right hand	GY
40	59482-00	REFLECTOR, amber - left hand	GM/GN/GV/GX
	69862-07	REFLECTOR, amber - left hand	GY

## 2009 MODEL IDENTIFICATION CODES

GM = FXD

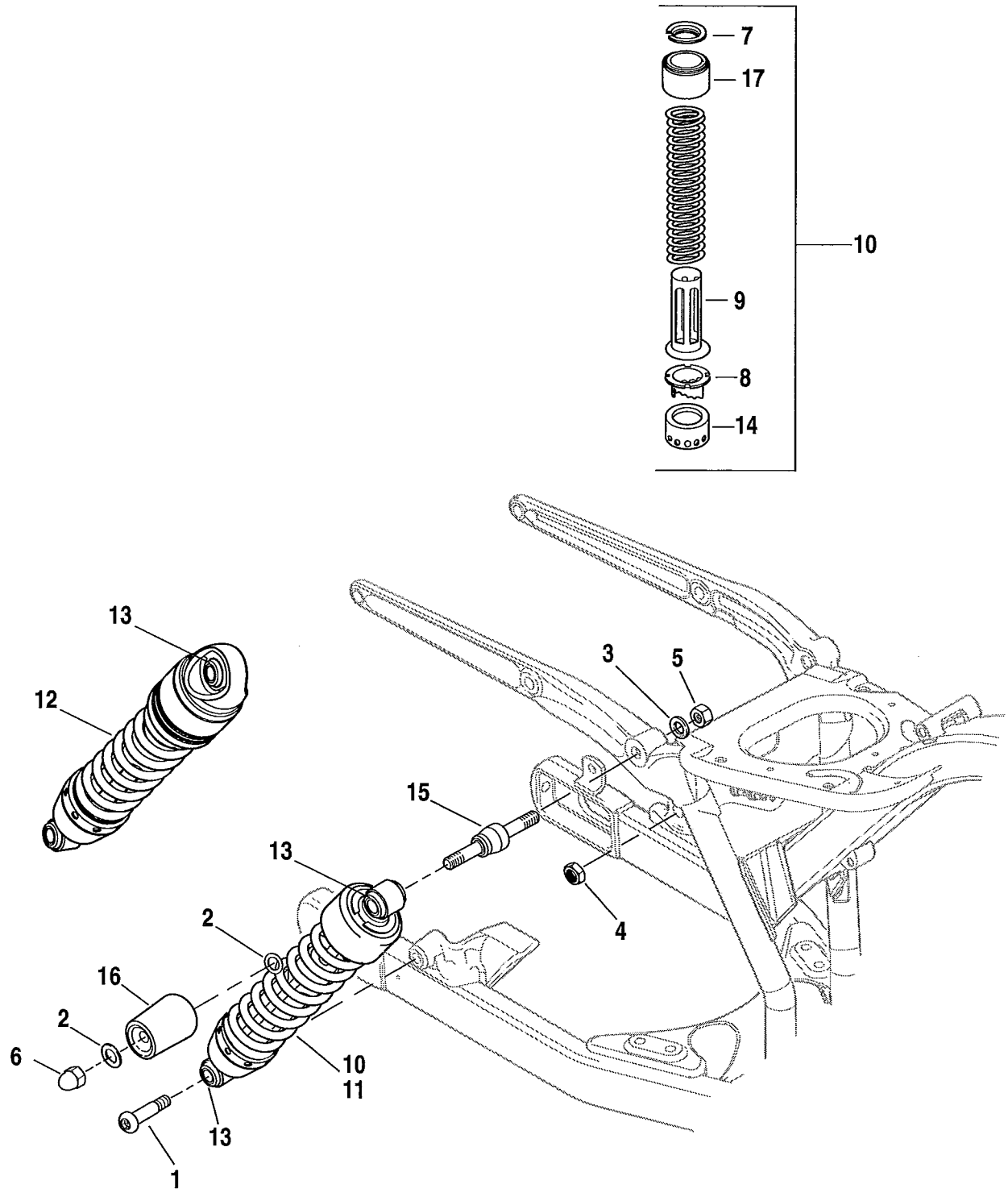
GN = FXDL

GV = FXDC

GX = FXDB

GY = FXDF

# SHOCK ABSORBERS - HYDRAULIC



INDEX NO.	PART NO.	DESCRIPTION	MODEL(S)
1	3378	SCREW, lower shock (2)	ALL
2	6113	WASHER (2-GM/GN/GY; 4-GV/GX)	ALL
3	6792	WASHER, shock cover (2)	ALL
4	7403	NUT, shock - left side only	ALL
5	7880	NUT, hex (2)	ALL
6	8185	NUT, acorn (2)	ALL
7	54473-79	SPRING SEAT (2)	GM/GV/GX
8	54474-79	ADJUSTER, spring (2)	GV/GX
9	54475-79	GUIDE, spring (2)	GV/GX
10	54512-90A	SHOCK ABSORBER, w/ 54473-79, 54710-84, 54475-79, 54474-79 & 54569-84 (2)	GV
	54615-01	SHOCK ABSORBER, w/ 54473-79, 54710-84, 54475-79, 54474-79 & 54569-84 (2)	GX
11	54517-06	SHOCK ABSORBER, w/ 54473-79 & 54710-84, (2)	GM
12	54534-09	SHOCK ABSORBER, w/ 54556-84 (2)	GN
	54537-08A	SHOCK ABSORBER (2)	GY
13	54556-84	BUSHING (4)	GN/GV/GX/GY
14	54569-84	CAM SLEEVE (2)	GV/GX
15	54666-08	STUD, shock (2)	ALL
16	54708-65A	COVER, shock bolt (chrome) (2)	GV/GX
17	54710-84	COVER, upper (chrome) (2)	GM/GV/GX

## 2009 MODEL IDENTIFICATION CODES

GM = FXD

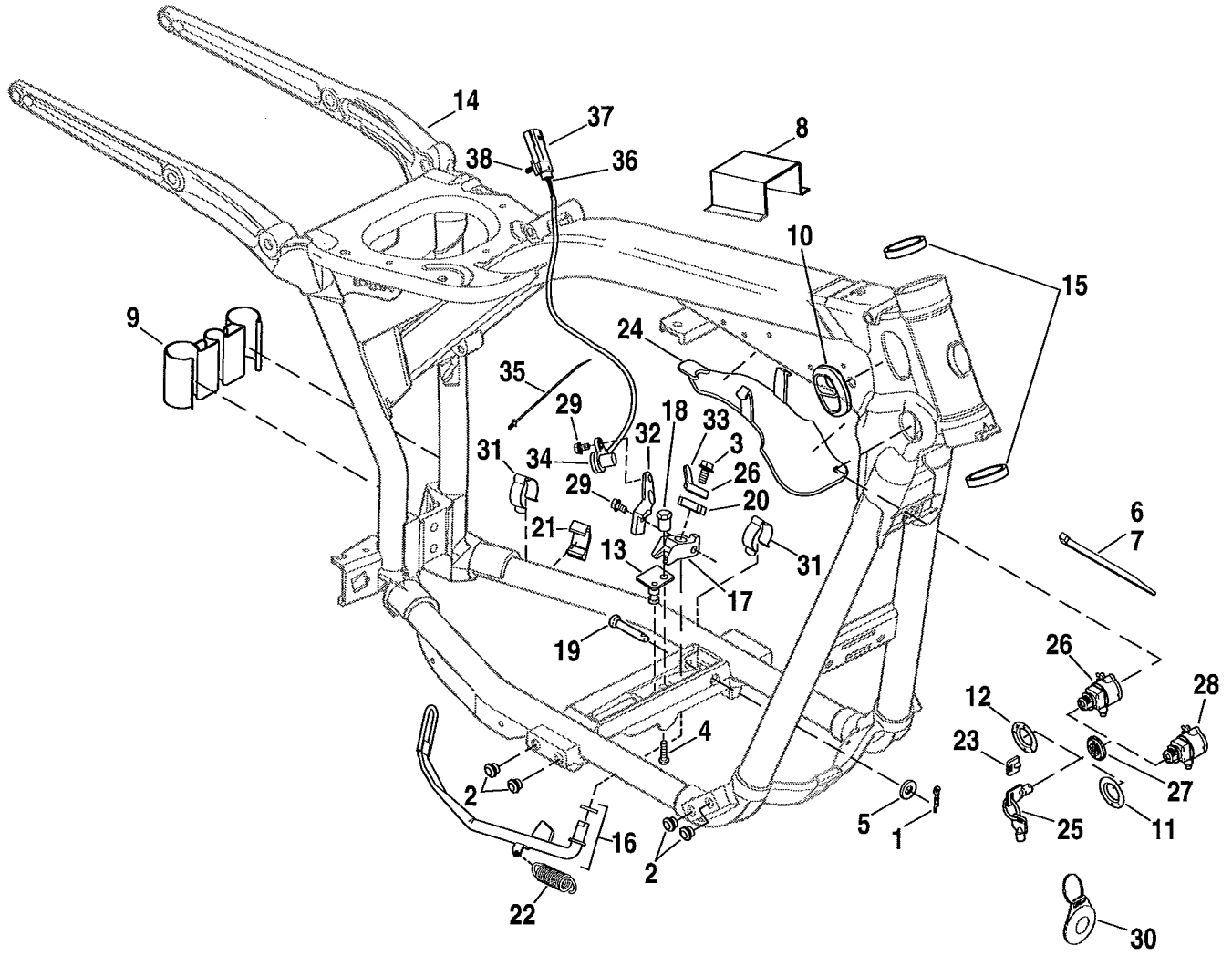
GN = FXDL

GV = FXDC

GX = FXDB

GY = FXDF

# FRAME & JIFFY STAND



INDEX NO.	PART NO.	DESCRIPTION	MODEL(S)
1	554A	COTTER PIN	ALL
2	740	PLUG (4-GN/GV/GY-MID; 6-GM/GX)	ALL
3	3487	BOLT	ALL
4	3655A	SCREW	ALL
5	6379W	WASHER	ALL
6	10006	CABLE STRAP	ALL
7	10065	CABLE STRAP (4)	ALL
8	10257	CLIP, wire saddle	ALL
9	10285	RETAINER, harness	ALL
10	11580	PLUG, steering head (2)	ALL
11	14117-06	DECAL, ignition	GM/GN/GX
12	14130-06	DECAL, fork lock	GV/GY
13	47318-98	ANCHOR	ALL
14	47463-06BHP	FRAME, 29 degree rake	GM/GN/GV/GX
	47281-08BHP	FRAME, 29 degree rake	GY
15	48315-60	BEARING CUP, steering head (2)	ALL
16	49704-90G	LEG, jiffy stand	ALL
17	49720-90	PIVOT BLOCK	ALL
18	49723-98	THREADED SPACER	ALL
19	50003-89B	PIN	ALL
20	50053-90	CATCH	ALL
21	50054-01	BUMPER	ALL
22	50057-02	SPRING	ALL
23	61081-92	COVER, key	ALL
24	70427-06	SHIELD, harness	ALL
25	71452-91A	KEY, blank (specify key code)	ALL
26	71475-06B	FORK LOCK KIT (specify key code)	GV/GY
27	71555-06	NUT, ignition switch face	ALL
28	71559-06C	IGNITION SWITCH/FORK LOCK, w/ keys & key cover	GM/GN/GX
<b>INTERNATIONAL MODELS ONLY</b>			
29	3588	SCREW, chrome (HD, England) (2)	ALL
30	68939-00	REMOTE CONTROL FOB (Japan)	ALL
31	10324	CLIP, wire retention (HDI)	ALL
32	49711-08	BRACKET, interlock sensor (HDI, England)	ALL
33	50055-08	TOP CAP, interlock sensor (HDI, England)	ALL
34	50278-08A	SENSOR, jiffy stand (HDI, England)	ALL
35	10287	CABLE STRAP (HDI, England)	ALL
36	72169-07	TERMINAL, pin (HDI, England)	ALL
37	72511-07BK	HOUSING, 3-way (HDI, England)	ALL
38	73213-07	RETAINER, x-mas tree clip (HDI, England)	ALL

## 2009 MODEL IDENTIFICATION CODES

GM = FXD

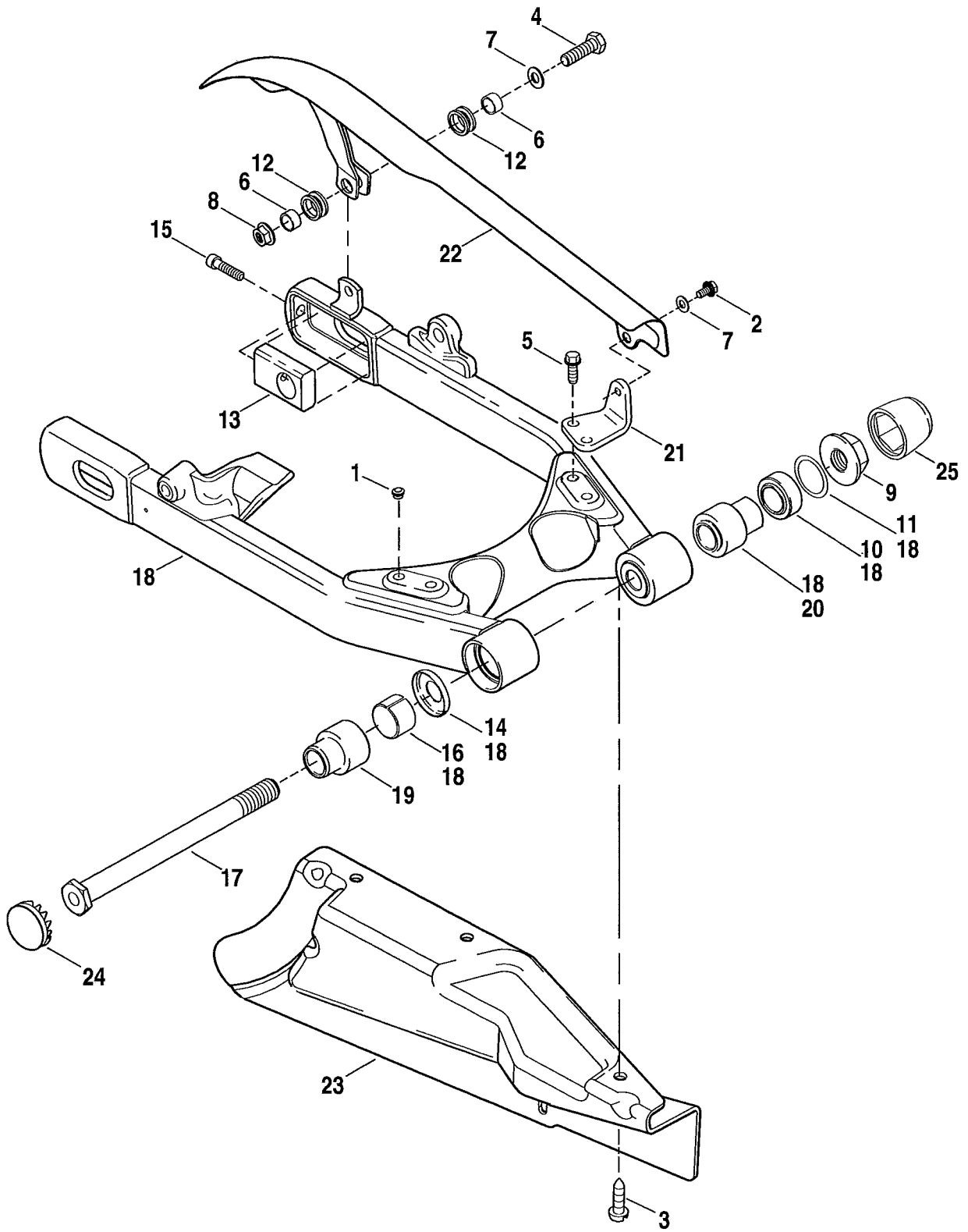
GN = FXDL

GV = FXDC

GX = FXDB

GY = FXDF

# REAR FORK, DEBRIS DEFLECTOR, BELT GUARD



**REAR FORK, DEBRIS DEFLECTOR, BELT GUARD**

<b>INDEX NO.</b>	<b>PART NO.</b>	<b>DESCRIPTION</b>	<b>MODEL(S)</b>
1	740	PLUG, hole (2)	GM/GX
2	3340	SCREW, belt guard	ALL
3	3579A	SCREW (3)	ALL
4	4007	SCREW, belt guard	ALL
5	4059	SCREW, belt guard (2)	GM/GX
6	5928	SPACER (2)	ALL
7	6702	WASHER (2)	ALL
8	7531	LOCKNUT	ALL
9	8050	NUT, flange	ALL
10	9208	BEARING, pivot	ALL
11	10992	RETAINING RING, internal	ALL
12	11578	GROMMET, belt guard (2)	ALL
13	41571-08	BLOCK, axle adjuster (2)	ALL
14	41585-90B	DUST SHIELD	ALL
15	45991-06	SCREW (2)	ALL
16	47624-90A	BUSHING	ALL
17	47641-06	SCREW, pivot shaft	ALL
18	47820-06	REAR FORK ASSEMBLY, w/ 10992, 9208, 41585-90B, 47624-90A & 47844-06	ALL
19	47841-06	SPACER, right hand	ALL
20	47844-06	SPACER, left hand	ALL
21	49216-06	BRACKET, beltguard	GM/GX
22	60633-08	BELT GUARD (chrome)	GM/GN/GV/GY
	60339-07A	BELT GUARD (black wrinkle)	GX
23	60356-07	DEBRIS DEFLECTOR	ALL
24	68222-06	PLUG, hole	ALL
<b>INTERNATIONAL MODELS ONLY</b>			
25	40964-08	COVER, rear axle nut (HDI)	ALL

**2009 MODEL IDENTIFICATION CODES**

GM = FXD

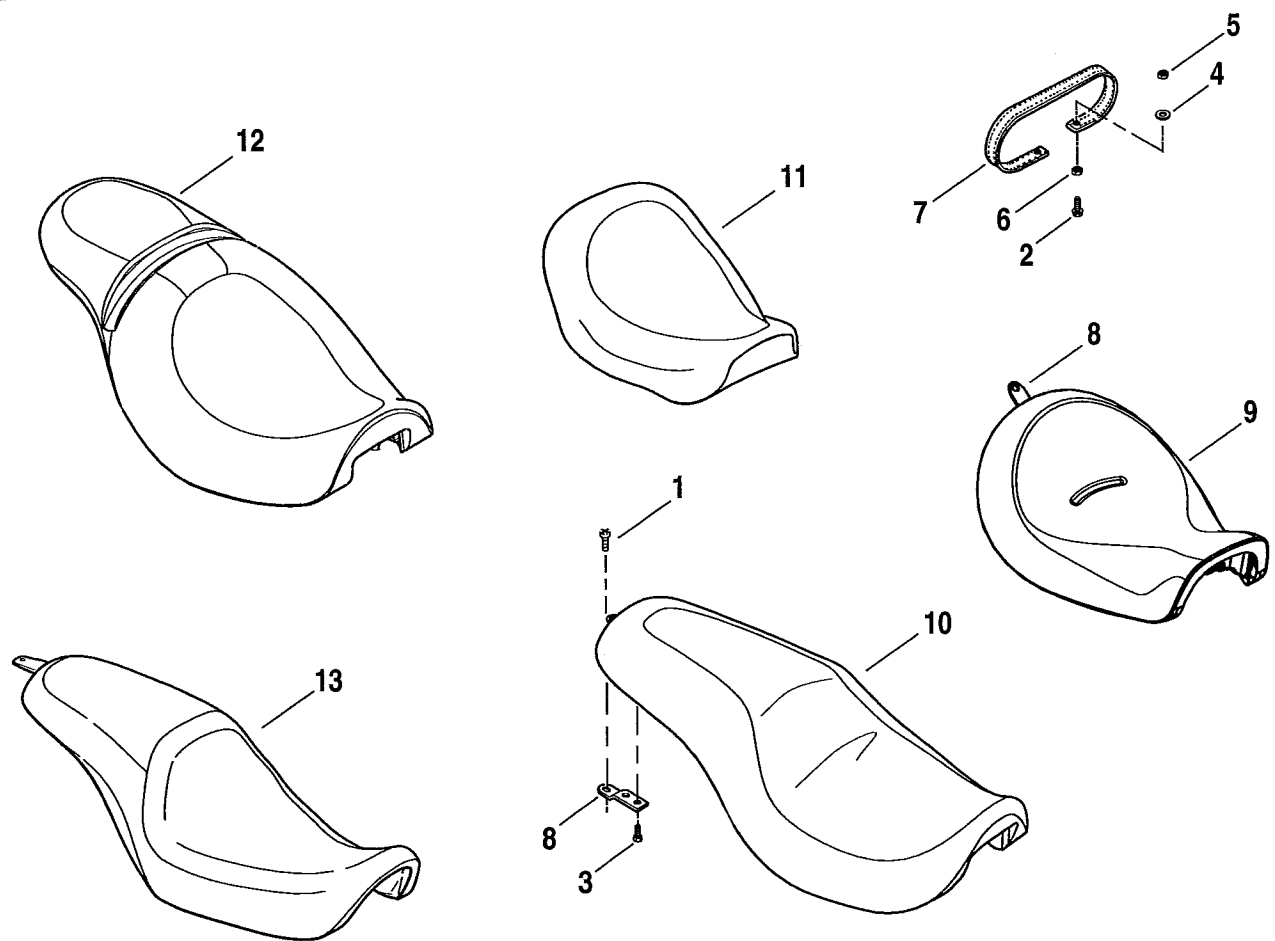
GN = FXDL

GV = FXDC

GX = FXDB

GY = FXDF

# SEATS



INDEX NO.	PART NO.	DESCRIPTION	MODEL(S)
1	2952A	SCREW, rear seat	ALL
2	3574	SCREW, strap	GN/GV/GY
3	3588	SCREW, bracket (2)	GM/GN/GV/GY
4	6036	WASHER, strap	GN/GV/GY
5	7792	NUT, strap (1-GY; 4-GM; 5-GV/GN)	GM/GN/GV/GY
6	7891	NUT, plastic	GN/GV/GY
7	51176-96B	SEAT STRAP	GN/GV/GY
8	51652-97A	BRACKET, seat	GM/GN/GV
	51654-08	BRACKET, seat	GY
	51786-09	BRACKET, seat	GX
9	51475-09	SEAT, w/ 3588 & 51786-09	GX
10	51819-07	SEAT, w/ 3588 & 51652-97A	GV
11	53077-06	SEAT, w/ 3588 & 51652-97A	GM
12	53078-06	SEAT, w/ 3588 & 51652-97A	GN
13	53108-08	SEAT, w/ 3588 & 51654-08	GY

## 2009 MODEL IDENTIFICATION CODES

GM = FXD

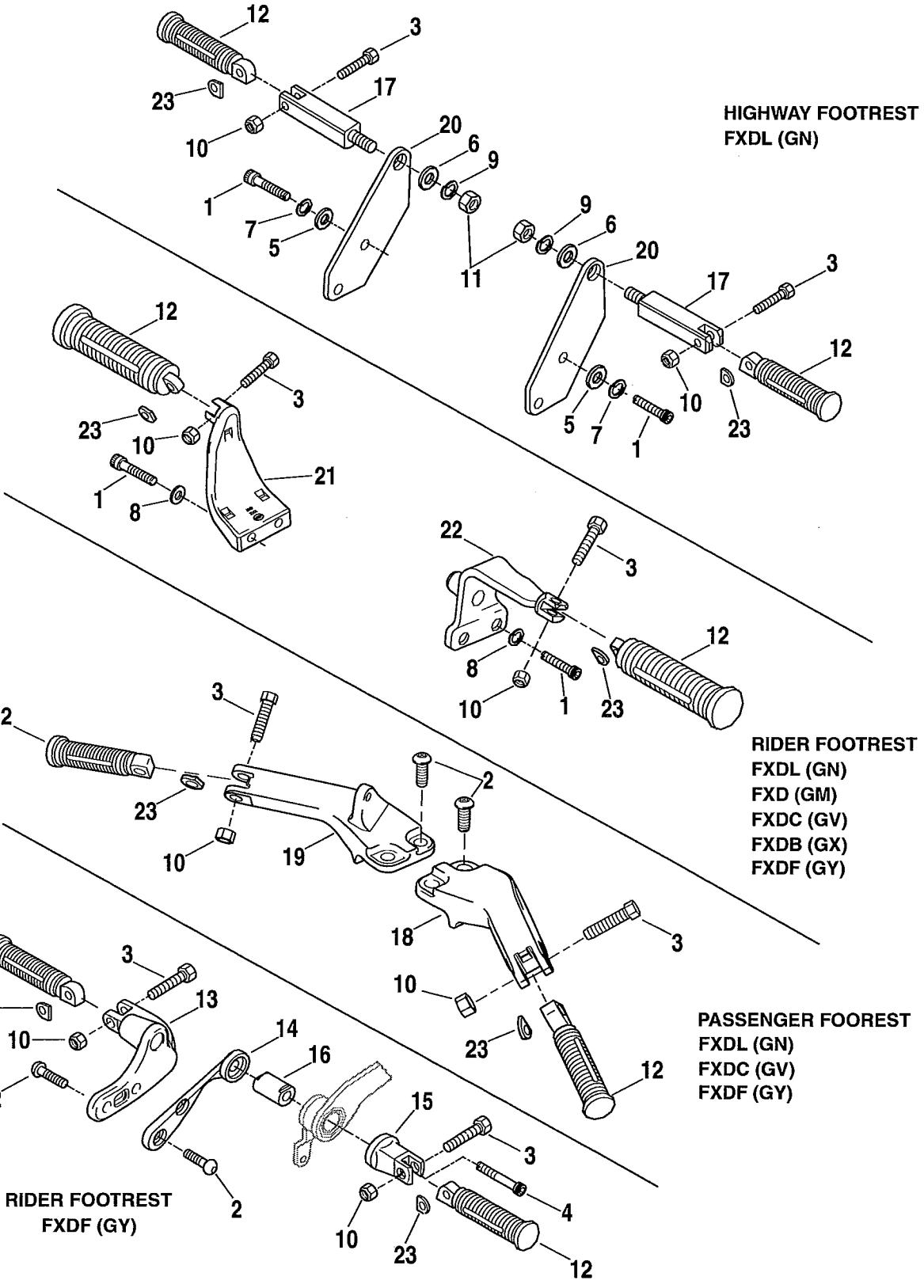
GN = FXDL

GV = FXDC

GX = FXDB

GY = FXDF

# FOOTRESTS



INDEX NO.	PART NO.	DESCRIPTION	MODEL(S)
1	3214	SCREW, highway peg (4-GM/GV/GX/GY-MID; 8-GN)	GM/GN/GV/GX/GY
2	4059	SCREW, passenger footrest (2-GM/GX; 4-GN/GV/GY)	ALL
3	4180	SCREW, footrest (2-GM/GX; 6-GN Domestic; 4-GN HDI; 4-GV/GY)	ALL
4	4339A	SCREW, clevis (2-GY-MID)	GY
5	6701	WASHER (4)	GN
6	6718	WASHER (2)	GN
7	7038	LOCKWASHER (4)	GN
8	7045	LOCKWASHER (4-GY-MID) (4)	GM/GN/GV/GX/GY
9	7068	LOCKWASHER (2)	GN
10	7667	NUT, footrest (2-GM/GX; 6-GN Domestic; 4-GV/GY)	ALL
11	7880	NUT (2)	GN
12	33032-99	FOOTREST, rider (6-GN Domestic; 4-GY/GV; 2-GM/GX)	ALL
	33216-99	COVER, rider footrest (6-GN Domestic; 4-GY/GV; 2-GM/GX)	ALL
13	33693-03	SUPPORT, highway footrest - left hand (1-GY-MID)	GY
14	42481-03A	SUPPORT, highway footrest - right hand (1-GY-FWD)	GY
15	42663-03	CLEVIS, footrest mount (1-GY-FWD)	GY
16	42665-03	PIVOT SHAFT (1-GY-FWD)	GY
17	49127-77A	SUPPORT, highway footrest (2)	GN
18	49224-06A	SUPPORT, passenger footrest - right hand	GN/GV/GY
19	49230-06	SUPPORT, passenger footrest - left hand	GN/GV/GY
20	49354-01	SUPPORT PLATE, highway footrest (2)	GN
21	50639-90A	SUPPORT, rider footrest - left hand (chrome)	GN/GV
	50667-07	SUPPORT, rider footrest - left hand (black wrinkle) (1-GY-MID)	GM/GX/GY
22	50649-90	SUPPORT, rider footrest - right hand (chrome)	GN/GV
	50666-07	SUPPORT, rider footrest - right hand (black wrinkle) (1-GY-MID)	GM/GX/GY
23	50912-72	SPRING WASHER, footrest (2-GM/GX; 6-GN Domestic; 4-GN HDI; 4-GV/GY)	ALL

## 2009 MODEL IDENTIFICATION CODES

GM = FXD

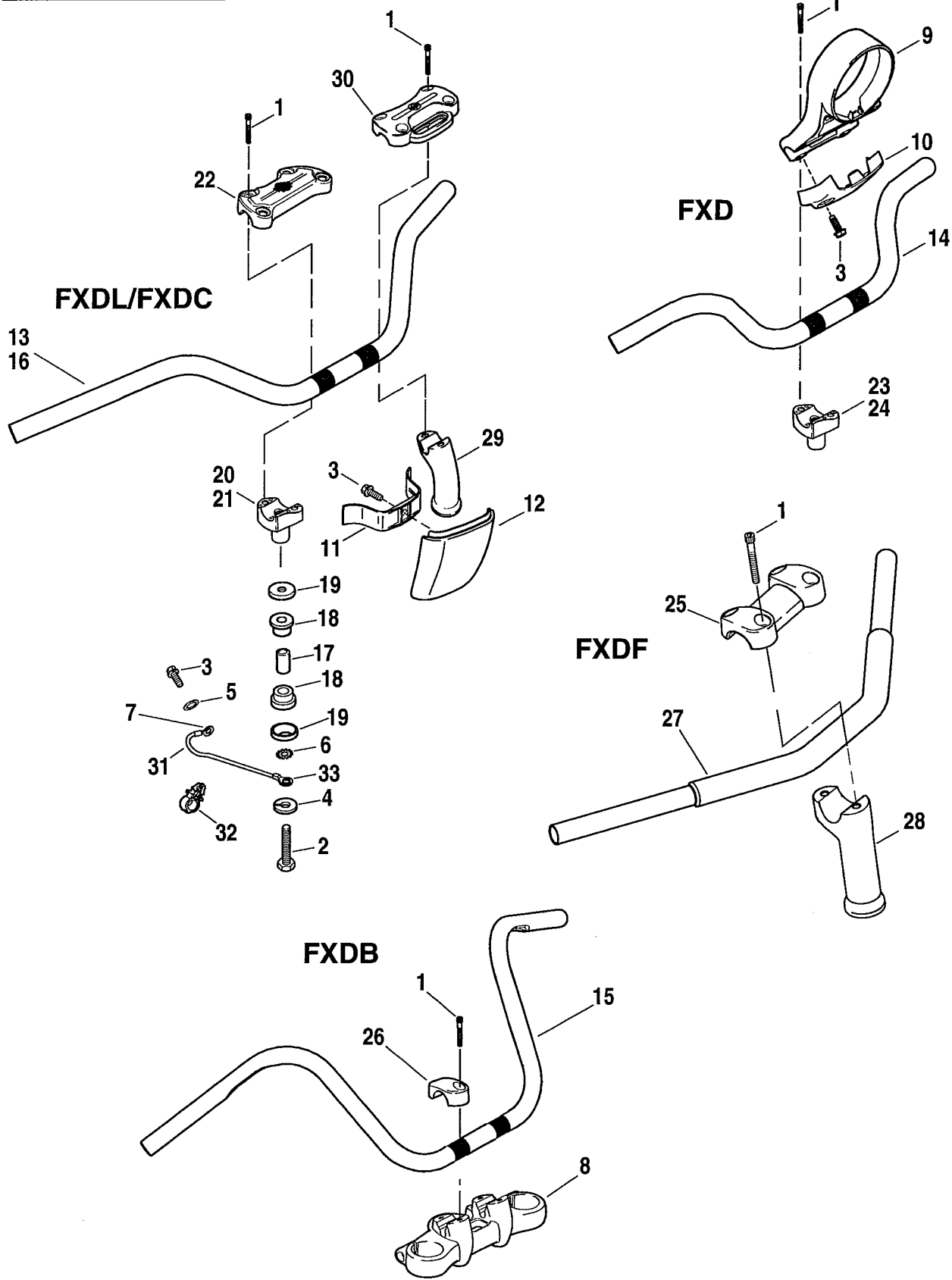
GN = FXDL

GV = FXDC

GX = FXDB

GY = FXDF

# HANDLEBAR



INDEX NO.	PART NO.	DESCRIPTION	MODEL(S)
1	3210A	SCREW, handlebar clamp (4)	ALL
2	3471	BOLT (2)	GM/GN/GV/GY
3	4240	SCREW, cover (3-GM/GV; 2-GN; 1-GX/GY)	ALL
4	7068	LOCKWASHER (2)	ALL
5	7118	LOCKWASHER, ground	GM/GN/GV/GY
6	7129	LOCKWASHER	GM/GN/GV/GY
7	9857	TERMINAL RING	ALL
8	46857-08	CLAMP, upper fork	GX
9	55847-05A	BRACKET, handlebar & instrument	GM
10	55850-06	COVER, speedometer bottom (black wrinkle)	GM
11	55851-06A	RETAINER, riser cover	GN
12	55852-07	COVER, riser	GN
13	56004-00	HANDLEBAR	GN
14	56038-05	HANDLEBAR	GM
15	56951-09	HANDLEBAR	GX
16	56102-99	HANDLEBAR	GV
17	56153-73	SPACER (2)	GM/GN/GV/GY
18	56158-73	BUSHING, rubber (4)	ALL
19	56159-73	CUP WASHER (4)	ALL
20	56541-86A	RISER, left hand (chrome)	GV
21	56542-86A	RISER, right hand (chrome)	GV
22	56567-86B	CLAMP, handlebar (chrome)	GV
23	56852-05	CLAMP, left hand lower (black)	GM
24	56853-05	CLAMP, right hand lower (black)	GM
25	56898-08	CLAMP, handlebar and cover	GY
26	56935-08	CLAMP, handlebar (2)	GX
27	56959-08	HANDLEBAR	GY
28	59783-08	RISER (2)	GY
29	59785-06	RISER (2)	GN
30	59786-06	CLAMP, handlebar	GN
31	70191-73A	CABLE, ground, w/ 9857	GM/GN/GV/GY
32	70345-84	RETAINER (4)	ALL
33	72240-94	TERMINAL, #10 ring, #14-16 AWG	ALL
	72249-94	SHRINK TUBE, black (not illustrated)	ALL

## 2009 MODEL IDENTIFICATION CODES

GM = FXD

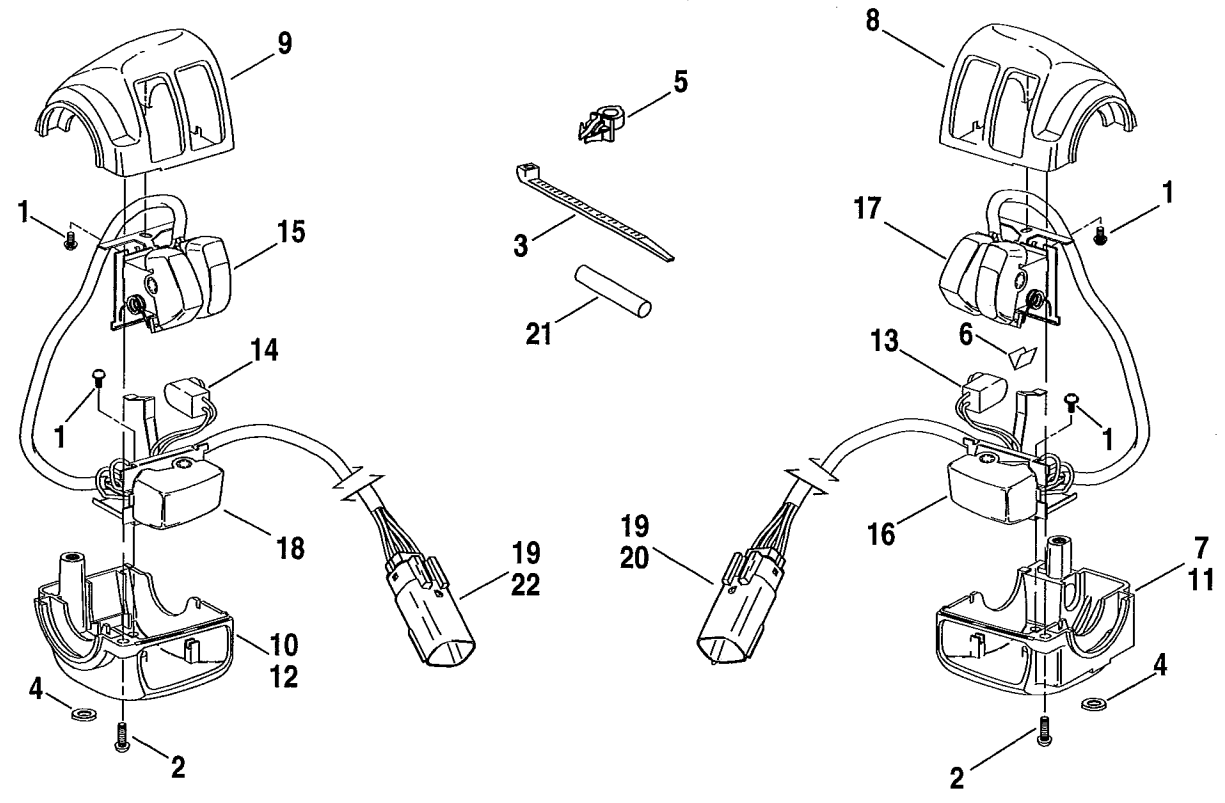
GN = FXDL

GV = FXDC

GX = FXDB

GY = FXDF

# HANDLEBAR SWITCHES



INDEX NO.	PART NO.	DESCRIPTION	MODEL(S)
1	2955	SCREW (4)	ALL
2	3658	SCREW (4)	ALL
3	10181	CABLE STRAP	ALL
4	11402	GROMMET, turn signal lead (2)	GX
	70017-06	CONDUIT, black mesh, 5/8-in. I.D., 39-in. length (not illustrated) (2)	GX/GY
5	70345-84	RETAINER (4)	ALL
6	71509-00	CLIP	ALL
7	71563-96	HOUSING, lower - right hand (black)	GM/GN/GV
8	71564-96	HOUSING, upper - right hand (black)	ALL
9	71567-96	HOUSING, upper - left hand (black)	ALL
10	71568-96A	HOUSING, lower - left hand (black)	GM/GN/GV
11	71569-06	HOUSING, lower - right hand (black)	GX/GY
12	71571-06A	HOUSING, lower - left hand (black)	GX/GY
13	71590-96A	STOPLAMP SWITCH, w/ 10181 & 72266-94	ALL
14	71620-08	SWITCH, clutch, w/ 10181 & 72266-94	ALL
15	71682-06	SWITCH ASSEMBLY, dimmer & horn, w/ 10181 & 72266-94	ALL
16	71683-06	SWITCH ASSEMBLY, right turn signal, w/ 10181 & 72266-94	ALL
17	71684-06	SWITCH ASSEMBLY, engine stop/start, w/ 10181 & 72266-94	ALL
18	71685-06	SWITCH ASSEMBLY, left turn signal, w/ 10181 & 72266-94	ALL
19	72169-07	TERMINAL, pin, #16-20 AWG (14)	ALL
20	72188-07BK	HOUSING, 6-way pin (black)	ALL
21	72266-94	SHRINK TUBE, dual wall, .3 x 2 in.	ALL
22	72447-07GY	HOUSING, 8-way pin (gray)	ALL

## 2009 MODEL IDENTIFICATION CODES

GM = FXD

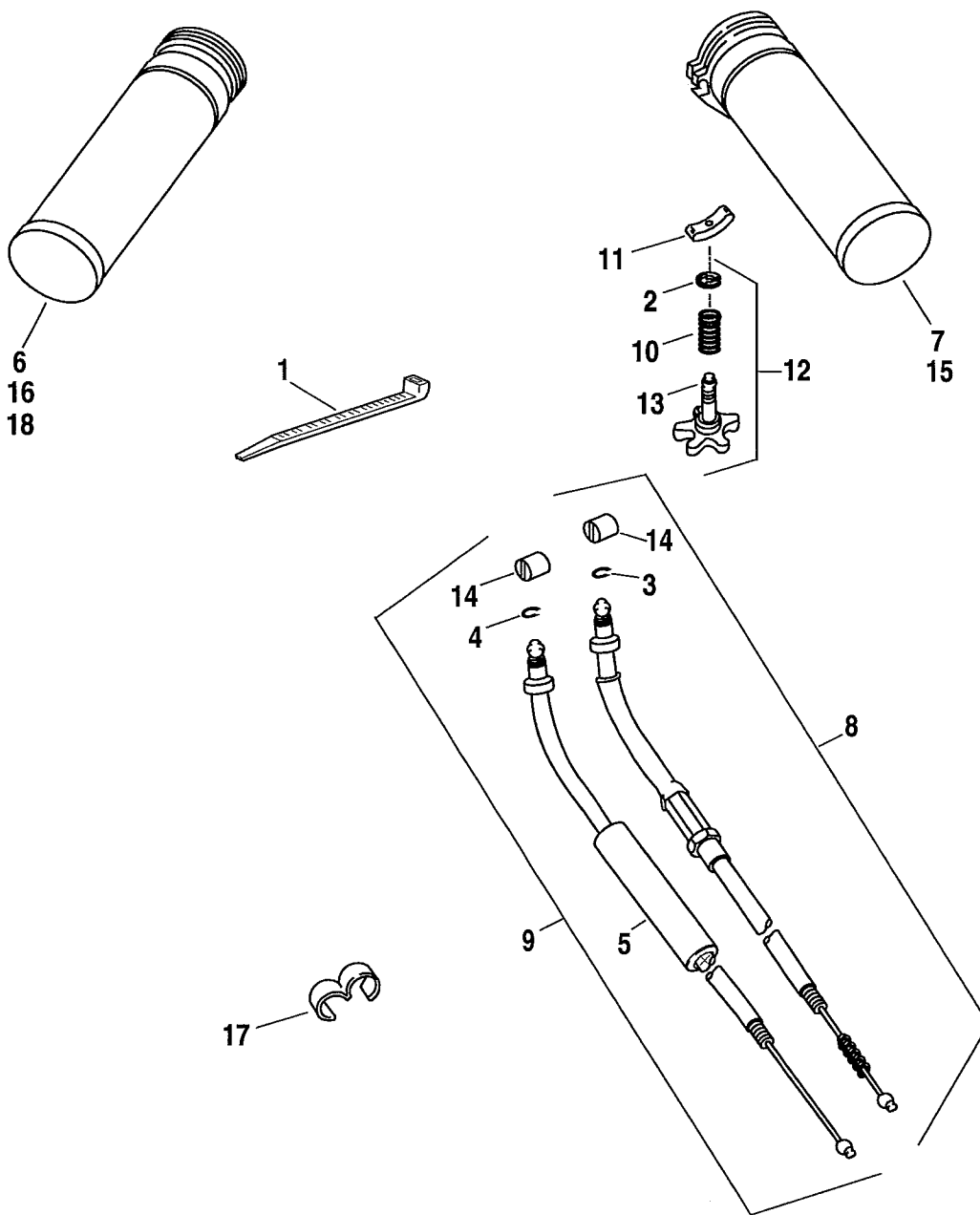
GN = FXDL

GV = FXDC

GX = FXDB

GY = FXDF

# THROTTLE CONTROL



INDEX NO.	PART NO.	DESCRIPTION	MODEL(S)
1	10073	CABLE STRAP, throttle cables (3)	ALL
2	11155	RETAINING RING	ALL
3	11271	RETAINING RING, idle control	ALL
4	11272	RETAINING RING, throttle control	ALL
5	38653-01	BOOT, throttle cable (2-GX; 1-GM/GN/GV/GY)	ALL
6	56206-96	GRIP, left hand	GM/GV/GX
7	56220-94A	GRIP & SLEEVE, throttle - right hand	GM/GV/GX/GY
8	56355-96A	CABLE, idle, w/ 11271 & 38653-01	GX
	56415-06	CABLE, idle, w/ 11271	GN/GV
	56634-06	CABLE, idle, w/ 11271	GM/GY
9	56356-96A	CABLE, throttle, w/ 11272 & 38653-01	GX
	56421-06	CABLE, throttle, w/ 11272 & 38653-01	GN/GV
	56633-06	CABLE, throttle, w/ 11272 & 38653-01	GM/GY
10	56394-74	SPRING, adjusting screw	ALL
11	56396-74A	FRICTION SPRING, throttle	ALL
12	56397-74C	ADJUSTING SCREW KIT, w/ 11155, 56394-74 & 56402-83A	ALL
13	56402-83A	ADJUSTING SCREW	ALL
14	56508-76	FERRULE, control wire (2)	ALL
15	56666-04	GRIP & SLEEVE, throttle - right hand	GN
16	56667-04	GRIP, left hand	GN
17	70504-81	CLIP, throttle cables	ALL
18	56248-08	GRIP, 1.25 inch-black, left hand	GY

## 2009 MODEL IDENTIFICATION CODES

GM = FXD

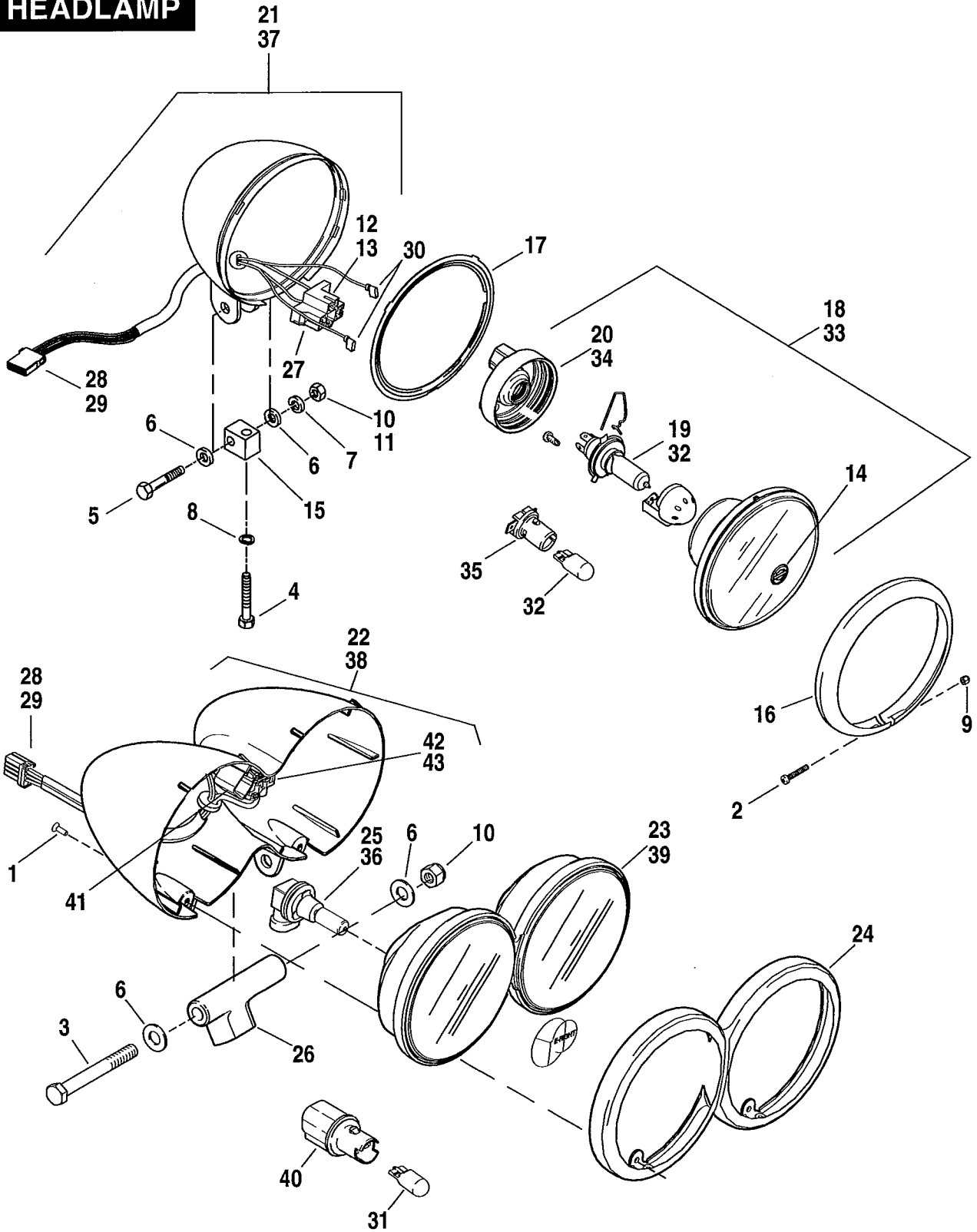
GN = FXDL

GV = FXDC

GX = FXDB

GY = FXDF

# HEADLAMP



INDEX NO.	PART NO.	DESCRIPTION	MODEL(S)
1	3159	SCREW (2)	GY
2	3514	SCREW	GM/GN/GV/GX
3	4762	SCREW	GY
4	4722	BOLT	ALL
5	4724	BOLT	GM/GN/GV/GX
6	6701	WASHER (2)	ALL
7	7038	LOCKWASHER	GM/GN/GV/GX
8	7130W	LOCKWASHER	ALL
9	7606	LOCKNUT	GM/GN/GV/GX
10	7778	LOCKNUT	GY
11	7800W	NUT	GM/GN/GV/GX
12	9847	CONNECTOR, spade female - right hand	GM/GN/GV/GX
13	9848	CONNECTOR, spade female - left hand (2)	GM/GN/GV/GX
14	67667-05	MEDALLION	GM/GN/GV/GX
15	67741-06	BLOCK, mount	GM/GN/GV/GX
16	67790-93A	TRIM RING (chrome)	GM/GN/GV/GX
17	67883-04A	ADAPTER RING	GM/GN/GV/GX
18	68297-05	LAMP ASSEMBLY, 5-3/4 in., w/ 67667-05 & 68329-03	GM/GN/GV/GX
	69797-08	LAMP ASSEMBLY, dual, complete w/ 69838-08	GY
19	68329-03	BULB	GM/GN/GV/GX
20	68380-05	BOOT, connector	GM/GN/GV/GX
21	69162-06A	HEADLAMP SHELL ASSEMBLY (chrome)	GN
	69356-06A	HEADLAMP SHELL ASSEMBLY (black)	GM/GV/GX
22	69798-08	HEADLAMP SHELL ASSEMBLY, dual (chrome)	GY
23	69800-08	REFLECTOR ASSEMBLY, dual headlamp (chrome)	GY
24	69801-08	TRIM RING (chrome)	GY
25	69838-08	BULB	GY
26	69839-08	BLOCK, mount	GY
27	72056-92	HOUSING, 3-way socket	GM/GN/GV/GX
28	73154-96BK	HOUSING, 4-place socket	ALL
29	73191-96	TERMINAL, socket, #16-20 AWG (3)	ALL

## 2009 MODEL IDENTIFICATION CODES

GM = FXD

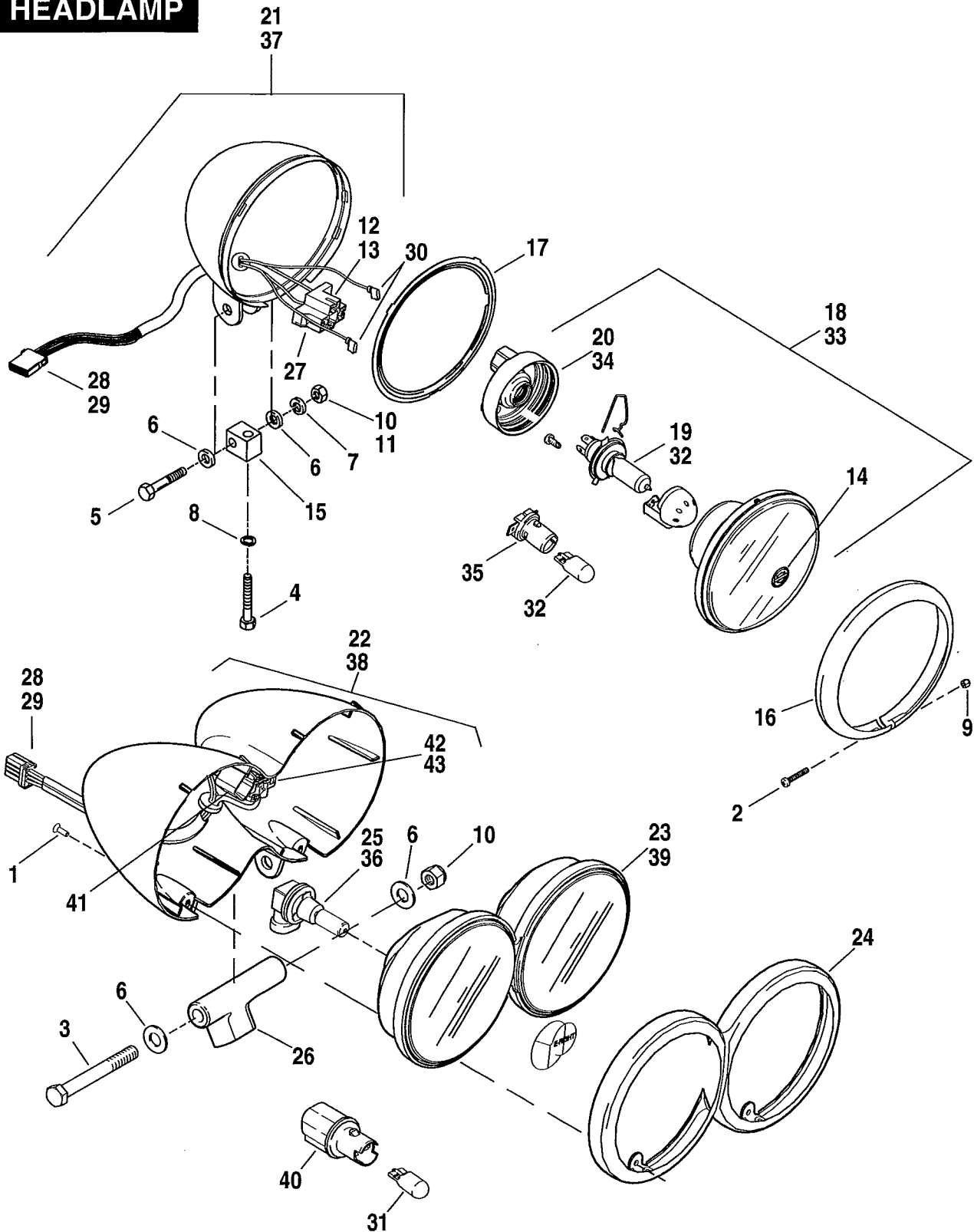
GN = FXDL

GV = FXDC

GX = FXDB

GY = FXDF

# HEADLAMP



INDEX NO.	PART NO.	DESCRIPTION	MODEL(S)
<b>INTERNATIONAL MODELS ONLY</b>			
30	9898	TERMINAL FLAG (HDI) (2)	ALL
31	53436-97	BULB, wedge (HDI)	ALL
32	68329-03	BULB (HDI)	ALL
33	68335-05	LAMP ASSEMBLY, 5-3/4 in., left hand (England, Australia, Japan)	GM/GN/GV/GX
	68341-05	LAMP ASSEMBLY, 5-3/4 in., right hand (HDI)	GM/GN/GV/GX
	69802-08	LAMP ASSEMBLY, dual, complete (HDI)	GY
34	68380-05	BOOT, connector (HDI)	ALL
35	68653-05	SOCKET, bulb (HDI)	ALL
36	68881-01	BULB, halogen (HDI)	GY
37	69162-06A	HEADLAMP SHELL ASSEMBLY (chrome) (HDI, England, Australia, Japan)	GN
	69356-06A	HEADLAMP SHELL ASSEMBLY (black) (HDI, England, Australia, Japan)	GM/GV/GX
38	69803-08	HEADLAMP SHELL ASSEMBLY, dual (chrome) (HDI)	GY
39	69804-08	REFLECTOR ASSEMBLY, dual headlamp (chrome)(HDI)	GY
40	69932-08	CONNECTOR, positive (HDI)	GY
41	72161-06	SOCKET, 2-way (HDI)	GY
42	72298-95	CABLE, sealed (green) (HDI)	GY
43	72356-95	TERMINAL, #18-20AWG (HDI)	GY

## 2009 MODEL IDENTIFICATION CODES

GM = FXD

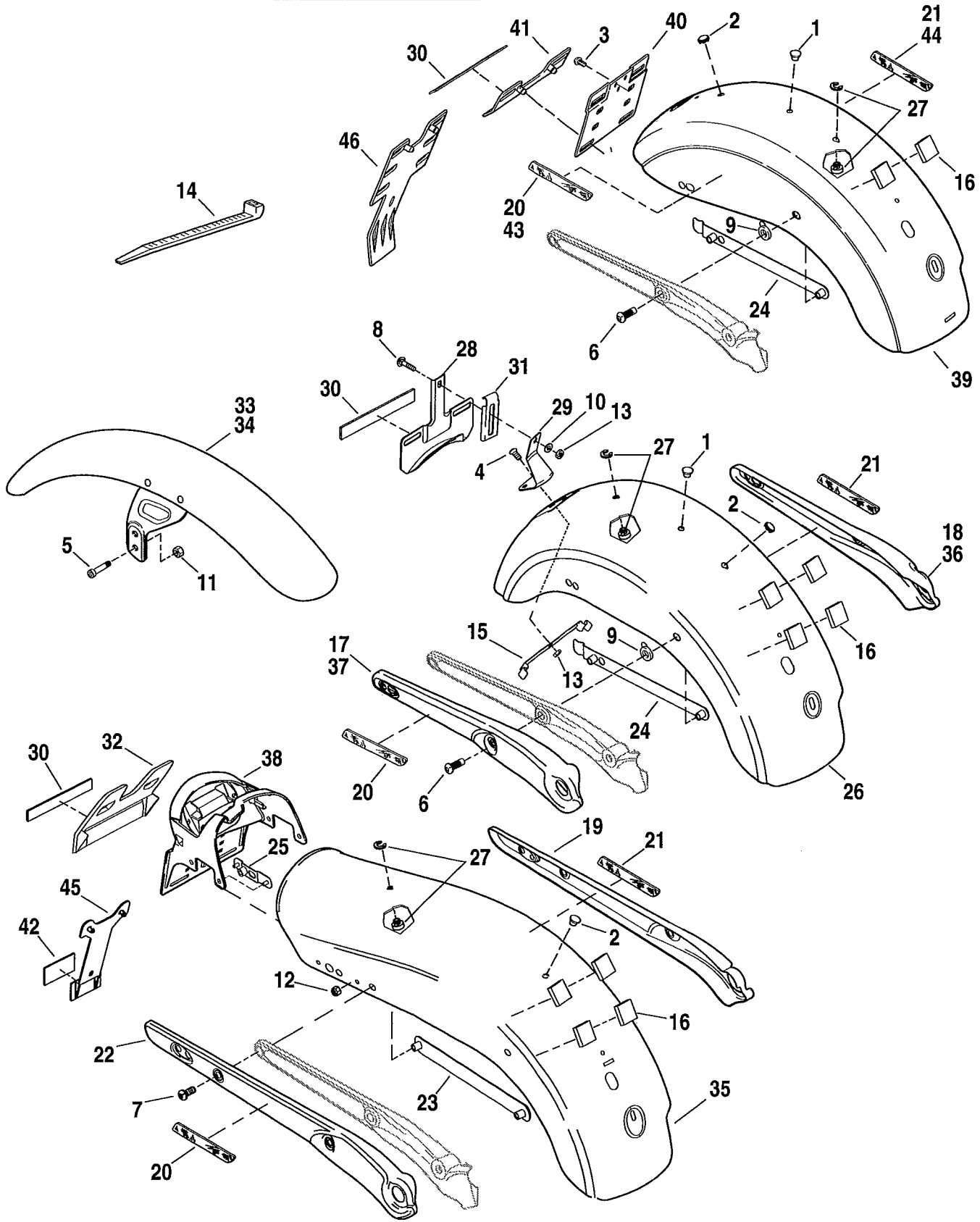
GN = FXDL

GV = FXDC

GX = FXDB

GY = FXDF

# FENDERS & FENDER COVERS



INDEX NO.	PART NO.	DESCRIPTION	MODEL(S)
<b>NOTE: Refer to the Service Section of h-dnet.com for painted part numbers.</b>			
1	732	PLUG (2)	GM/GN/GV/GX
2	761	PLUG (black)	ALL
3	2508	SCREW (3)	GX
4	2773	SCREW (3)	GM/GN/GV
5	3201WA	SCREW, front fender (4)	ALL
6	4267	SCREW, cover to support (2)	GM/GN/GV/GX
7	4512A	SCREW (4)	GY
8	5403B	BOLT	GM/GN/GV
9	6249	SPACER (2)	GM/GN/GV/GX
10	6703	WASHER	GM/GN/GV
11	7531	LOCKNUT, front fender (4)	ALL
12	7716	LOCKNUT (4)	GY
13	7792	NUT (4-GM; 5-GN/GV)	GM/GN/GV
	8144	NUT, clip (not illustrated)	ALL
14	10073	CABLE STRAP	ALL
15	10191A	CLIP, wire holding	GM/GN/GV
16	11672	CUSHION, fender ((2-GM/GX; 4-GN/GV/GY))	ALL
17	59138-06	COVER, right	GN/GV
18	59171-06	COVER, left	GN/GV
19	59281-08	COVER, left	GY
20	59287-92	REFLECTOR, right (red)	ALL
21	59288-92	REFLECTOR, left (red)	ALL
22	59410-08	COVER, right	GY
23	59484-06	BRACKET, mount (2)	GY
24	59512-06A	BRACKET, mount (2)	GM/GN/GV/GX
25	59551-06	BRACKET, extension mount (2)	GY
26	59634-06	FENDER, rear (primed)	GM/GN/GV
27	59768-97	FENDER SEAT NUT KIT	ALL
28	59984-73	BRACKET, license plate	GM/GN/GV
29	59986-75	BRACKET, license plate support	GM/GN/GV
30	59988-72A	REFLECTOR, red (GY-Domestic)	ALL
31	60001-55	CLAMP, license plate	GM/GN/GV
32	60019-93A	REFLECTOR BRACKET	GY
33	60139-06B	FENDER, front (primed)	GM/GN/GV/GX
34	60214-08	FENDER, front (primed)	GY
35	60218-08	FENDER, rear (primed)	GY
36	60219-07	COVER, left	GM
37	60222-07	COVER, right	GM
38	60250-08A	BRACKET, tail lamp/ license plate	GY
39	60286-09	FENDER, rear (primed)	GX
40	60906-09	LICENSE PLATE BRACKET	GX
41	60907-09	LICENSE PLATE BRACKET, reflector	GX
<b>INTERNATIONAL MODELS ONLY</b>			
42	59259-90	REFLECTOR, rear (red) (HDI)	GY
43	59289-92	REFLECTOR, right (amber) (HDI)	GX
44	59290-92	REFLECTOR, left (amber) (HDI)	GX
45	60123-02	LICENSE PLATE BRACKET (HDI)	GY
46	60908-09	LICENSE PLATE BRACKET, reflector (HDI)	GX

## 2009 MODEL IDENTIFICATION CODES

GM = FXD

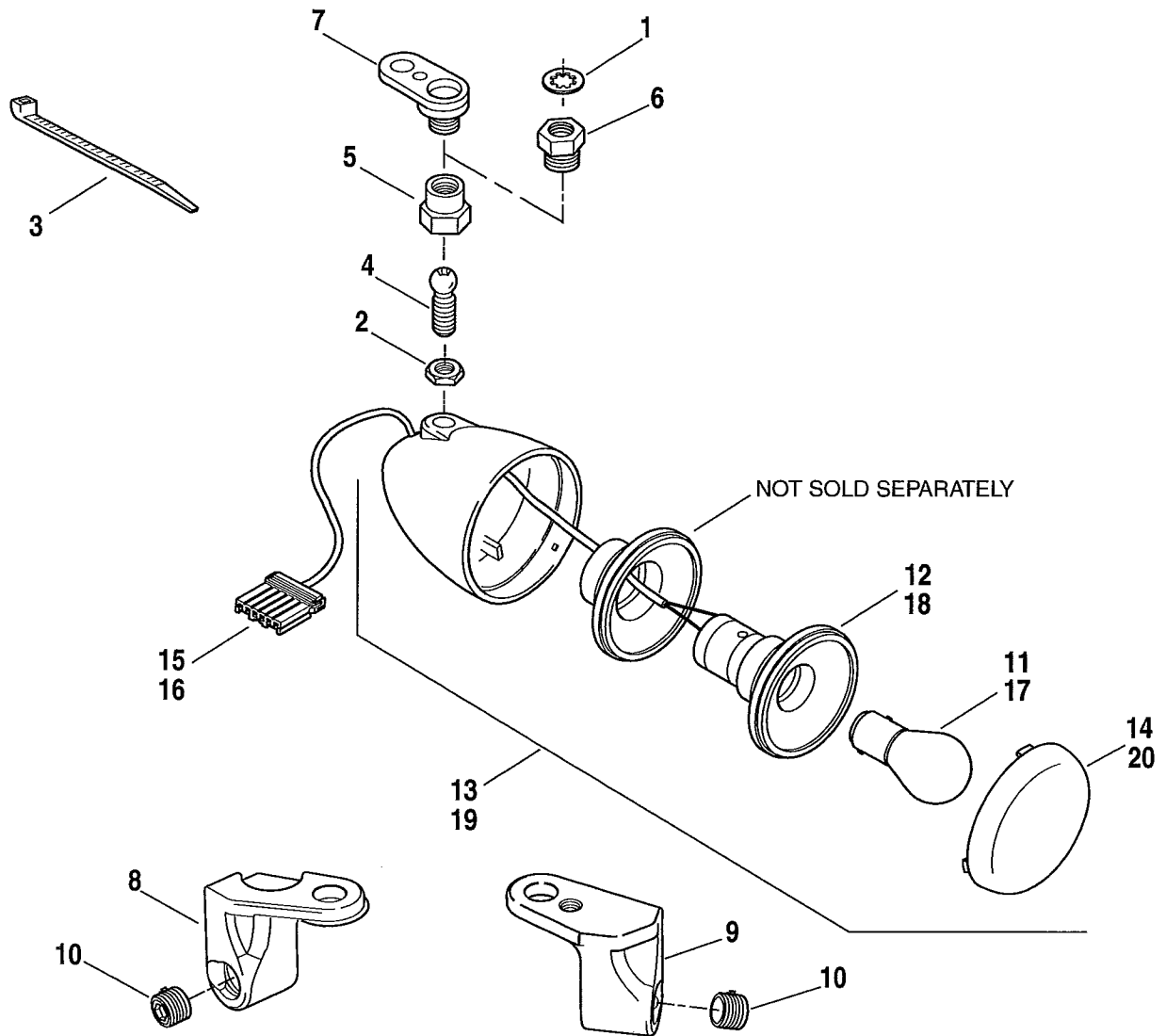
GN = FXDL

GV = FXDC

GX = FXDB

GY = FXDF

# FRONT TURN SIGNALS



INDEX NO.	PART NO.	DESCRIPTION	MODEL(S)
1	7127	LOCKWASHER	GM/GN/GV/GX
2	7744	JAM NUT (2)	ALL
3	10065	CABLE STRAP (2)	GM/GN/GV/GX
4	67822-88	BALL STUD (2)	ALL
5	67827-88A	CLAMP, ball stud (2)	GM/GN/GV/GX
6	67831-03	RETAINER, right	GM/GN/GV/GX
7	67829-88	BALL RECEPTACLE, left side	GM/GN/GV/GX
8	67013-04A	BRACKET, mounting, turn signal, right hand	GY
9	67019-04A	BRACKET, mounting, turn signal, left hand	GY
10	67015-02	SCREW LOCK, turn signals (2)	GY
11	68168-89A	BULB, front turn signals (2)	ALL
12	68904-00	SOCKET ASSEMBLY (2)	GM/GN/GV/GY
13	68972-00	TURN SIGNAL, front (2)	GM/GN/GV/GY
	68223-09	TURN SIGNAL, front (2)	GX
14	68973-00	LENS, amber (2)	GM/GN/GV/GY
	68755-07	LENS, amber (2)	GX
15	73191-96	TERMINAL, socket, #16-20 AWG (10)	ALL
16	73153-96BK	HOUSING, 3-place socket	ALL

## INTERNATIONAL MODELS ONLY

17	68163-84	BULB (HDI) (2)	ALL
18	68906-00	SOCKET ASSEMBLY (HDI) (2)	GM/GN/GV/GY
19	68975-00	TURN SIGNAL (HDI) (2)	GM/GN/GV/GY
	68225-09	TURN SIGNAL, front (2)	GX
20	68976-00	LENS, amber (HDI) (2)	GM/GN/GV/GY

## 2009 MODEL IDENTIFICATION CODES

GM = FXD

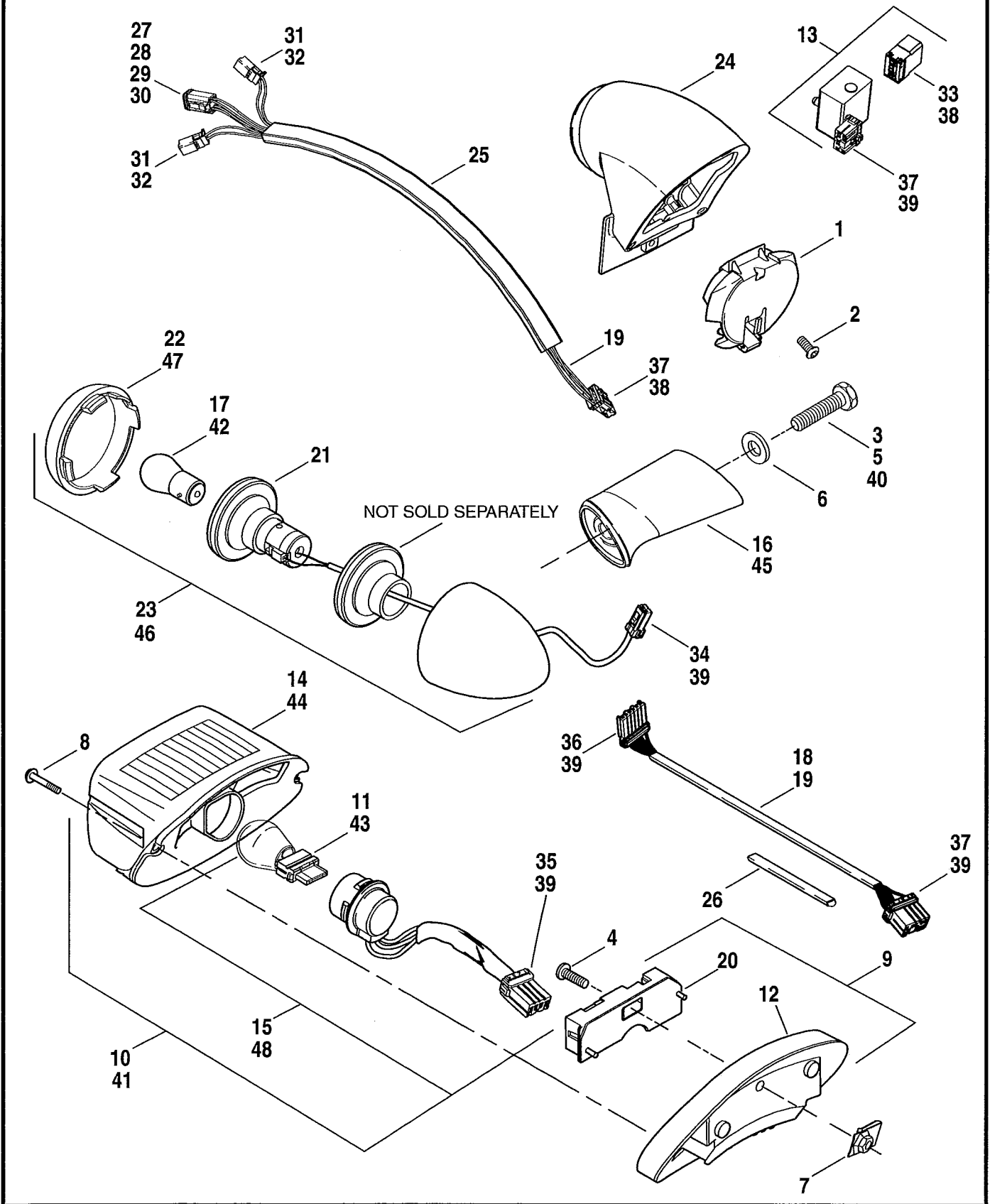
GN = FXDL

GV = FXDC

GX = FXDB

GY = FXDF

# TAIL LAMP & REAR TURN SIGNALS



INDEX NO.	PART NO.	DESCRIPTION	MODEL(S)
1	766	PLUG	GX
2	1001	SCREW (3)	GX
3	2887WA	SCREW (2)	GY
4	3022A	SCREW	GM/GN/GV
5	4068A	BOLT (Domestic only) (2)	GX
	4116	SCREW (2)	GM/GN/GV
6	6016	WASHER (2)	ALL
7	7964	NUT	GM/GN/GV
8	68026-99	SCREW, tail lamp (2)	GM/GN/GV/GY
9	68066-99A	BASE ASSEMBLY, w/ 68296-99A & 68830-99A (chrome)	GM/GN/GV
10	68140-04	LIGHT ASSEMBLY, tail lamp, w/ 68369-03 & 68370-03A	GM/GN/GV/GY
11	68167-04	BULB, tail lamp - wedge mount	GM/GN/GV/GY
12	68296-99A	BASE TAIL LIGHT, chrome	GM/GN/GV
13	68334-09	STT MODULE, w/ center lamp (Domestic only)	GX
14	68369-03	LENS, tail lamp, w/ 68026-99	GM/GN/GV/GY
15	68370-03A	SOCKET ASSEMBLY, tail lamp, w/ 68167-04, 73154-96BK & 73191-96	GM/GN/GV/GY
16	68480-02	SUPPORT, rear lamp mounting (2)	GM/GN/GV
	68821-00	SUPPORT, rear lamp mounting (2)	GY
	69438-06	SUPPORT, rear lamp mounting (2)	GX
17	68572-64B	BULB, rear turn signal (2)	GM/GN/GV/GY
	68168-89A	BULB, rear turn signal (2)	GX
18	68762-99	HARNESS, rear lighting	GM/GN/GV
	68764-99	HARNESS, rear lighting	GY
19	68770-02A	HARNESS ASSEMBLY	GM/GN/GV
	68771-02	HARNESS ASSEMBLY	GY
	68785-09	HARNESS ASSEMBLY	GX
20	68830-99A	CIRCUIT BOARD/COVER ASSEMBLY	GM/GN/GV
21	68905-00	SOCKET ASSEMBLY, turn signal (2)	GM/GN/GV/GY
22	68973-00	LENS, amber (2)	GM/GN/GV/GY
	68559-07	LENS, red (2)	GX
23	68977-00	TURN SIGNAL ASSEMBLY, rear (2)	GM/GN/GV/GY
	68461-09	TURN SIGNAL ASSEMBLY, rear (2)	GX
24	69598-09	TAIL LAMP ASSEMBLY	GX
25	70523-06	CONDUIT	GX
26	70540-02	CONDUIT KIT	GM/GN/GV
27	72134-94GY	HOUSING, 4-place socket	GX
28	72154-94	SECONDARY LOCK, 4-place socket	GX
29	72191-94	TERMINAL, socket, #16-18 AWG (3)	GX
30	72195-94	PLUG, seal pin	GX
31	72904-01BK	HOUSING, 4-place pin (black) (2)	GX
32	72990-01	TERMINAL, pin, #16-20 AWG (6)	GX
33	73108-96BK	HOUSING, 8-place pin	GX
34	73152-96BK	HOUSING, 2-place socket (2)	GM/GN/GV/GY
	72914-01BK	HOUSING, 4-place socket	GX
35	73154-96BK	HOUSING, 4-place socket	GM/GN/GV/GY
36	73156-96BK	HOUSING, 6-place socket	GM/GN/GV/GY
37	73158-96BK	HOUSING, 8-place socket	ALL
38	73190-96	TERMINAL, pin, #16-30 AWG (8)	GX
39	73191-96	TERMINAL, socket, #16-20 AWG (as required)	GM/GN/GV/GY
	72991-01	TERMINAL, socket, #18-22 AWG (3-Domestic, 2-HDI)	GX

## 2009 MODEL IDENTIFICATION CODES

GM = FXD

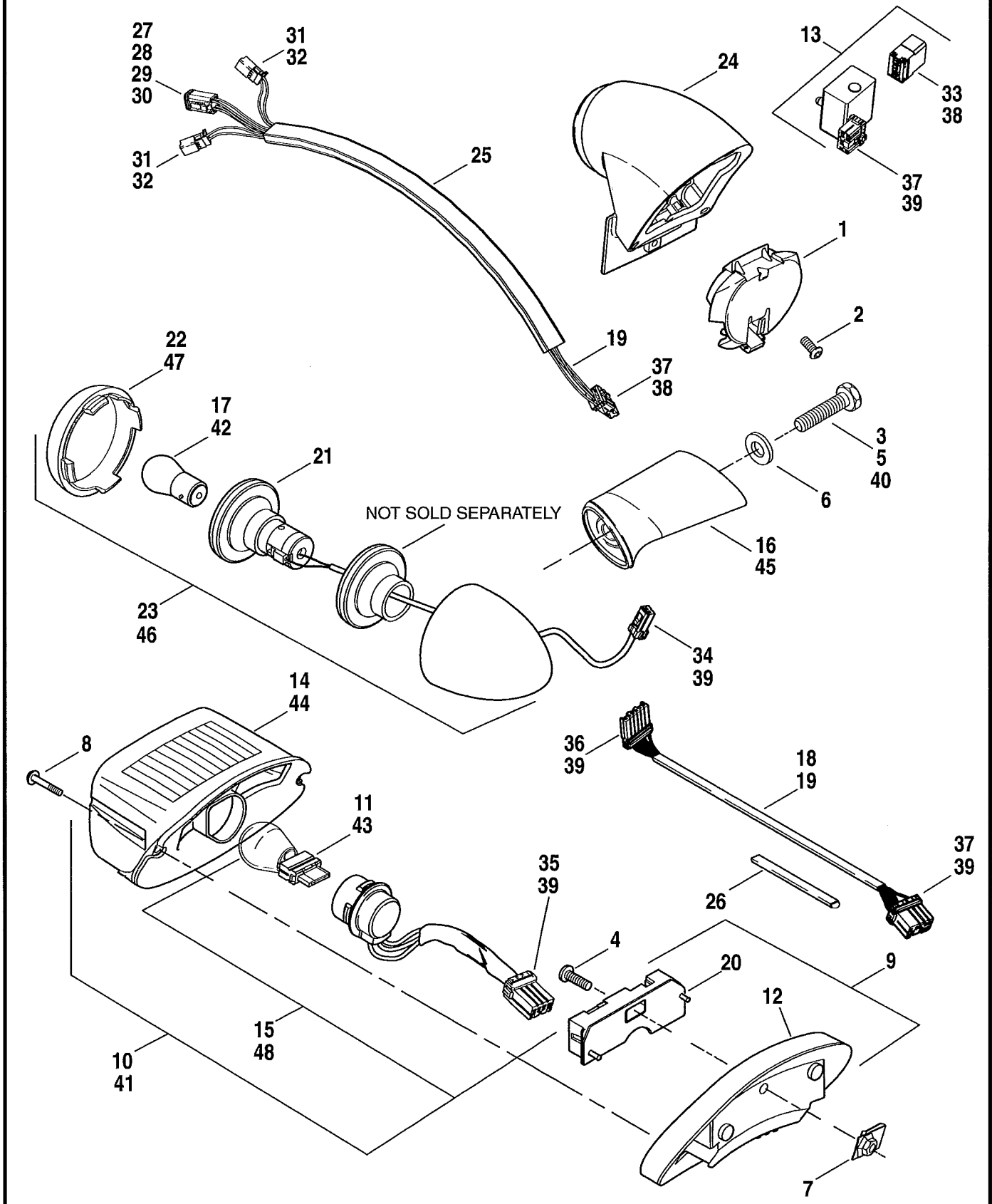
GN = FXDL

GV = FXDC

GX = FXDB

GY = FXDF

# TAIL LAMP & REAR TURN SIGNALS



INDEX NO.	PART NO.	DESCRIPTION	MODEL(S)
<b>INTERNATIONAL MODELS ONLY</b>			
40	4116	SCREW (HDI) (2)	GX
41	68141-04	LIGHT ASSEMBLY, tail lamp, w/ 68372-03 & 69187-03A (HDI)	ALL
42	68163-84	BULB (HDI) (2)	ALL
43	68167-04	BULB, tail lamp (HDI) - wedge mount	GM/GN/GV/GY
44	68372-03	LENS, tail lamp, w/ 68026-99 (HDI)	GM/GN/GV/GY
45	68480-02	SUPPORT, rear lamp mounting (HDI)	GX
46	68978-00	TURN SIGNAL ASSEMBLY, rear (HDI) (2)	GM/GN/GV/GY
	68467-09	TURN SIGNAL ASSEMBLY, rear (HDI) (2)	GX
47	68979-00	LENS, amber (HDI) (2)	GM/GN/GV/GY
	68755-07	LENS, red (HDI) (2)	GX
48	69187-03A	SOCKET ASSEMBLY, tail lamp, w/ 68167-04, 73154-96BK & 73191-96 (HDI)	GM/GN/GV/GY

## 2009 MODEL IDENTIFICATION CODES

GM = FXD

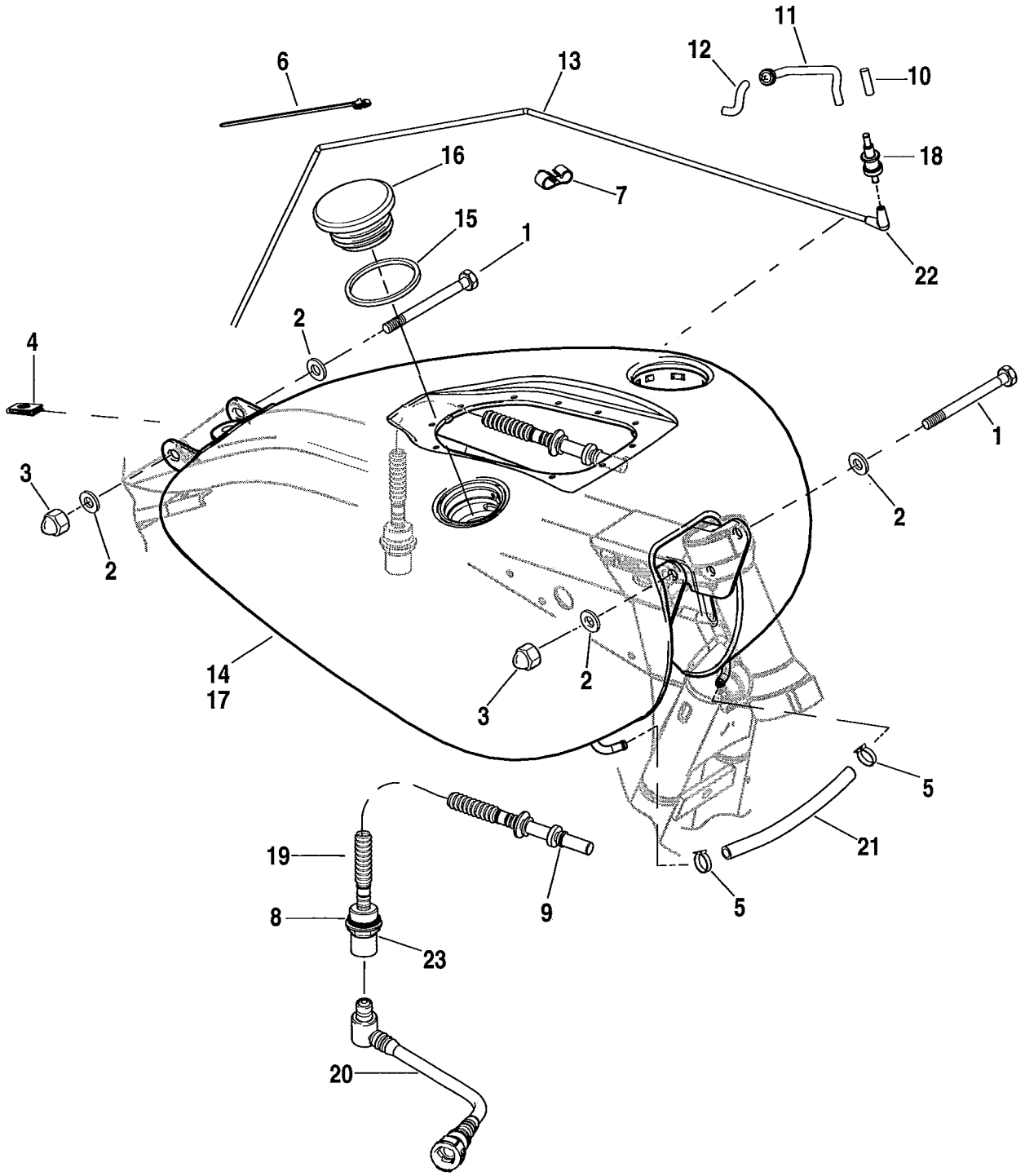
GN = FXDL

GV = FXDC

GX = FXDB

GY = FXDF

# FUEL TANK



INDEX NO.	PART NO.	DESCRIPTION	MODEL(S)
<b>NOTE: Refer to the Service Section of h-dnet.com for painted part numbers.</b>			
1	3112	SCREW (2)	ALL
2	6702	WASHER (4)	ALL
3	7481	ACORN NUT (2)	ALL
4	8165	SPEED NUT	ALL
5	10014	CLAMP (2)	ALL
6	10039	CABLE STRAP, vent tube	ALL
	10065	CABLE STRAP	ALL
7	10113	CLIP, vapor valve	GN/GV/GX/GY
8	11323	O-RING	ALL
9	11387A	O-RING	ALL
10	27208-05A	HOSE, tank-to-valve	GM
11	27389-04A	HOSE, tank-to-valve	GN/GV/GX/GY
12	27247-00	TUBE, fuel vent	GN/GX
13	27296-04A	TUBE, valve-to-atmosphere (not used on vehicles sold in California)	ALL
14	42750-06	PROTECTIVE TAPE KIT	ALL
15	61109-85D	GASKET, filler cap	GN/GV/GX/GY
16	61272-92B	FILLER CAP, w/ 61109-85D	GN/GV/GX/GY
17	61586-04A	FUEL TANK (primed)	GV/GY
	61593-04A	FUEL TANK (primed)	GN/GX
	61590-04A	FUEL TANK (primed)	GM
18	62150-85	VAPOR VALVE	ALL
19	62194-04B	CHECK VALVE, output, w/ 11323 & 11387A	ALL
20	62349-04F	FUEL LINE, from tank to intake, w/ 10038A	ALL
21	63510-04A	HOSE, 1/4-in. I.D. x 5/8-in. O.D. (rubber) (7 in. length)	GV/GY
	63518-04A	HOSE, 1/4-in. I.D. x 5/8-in. O.D. (rubber) (6 in. length)	GM/GN/GX
22	27250-96B	CONNECTOR, 90 degree	ALL
23	62160-08	CHECK VALVE, tank side, w/11323	ALL

## 2009 MODEL IDENTIFICATION CODES

GM = FXD

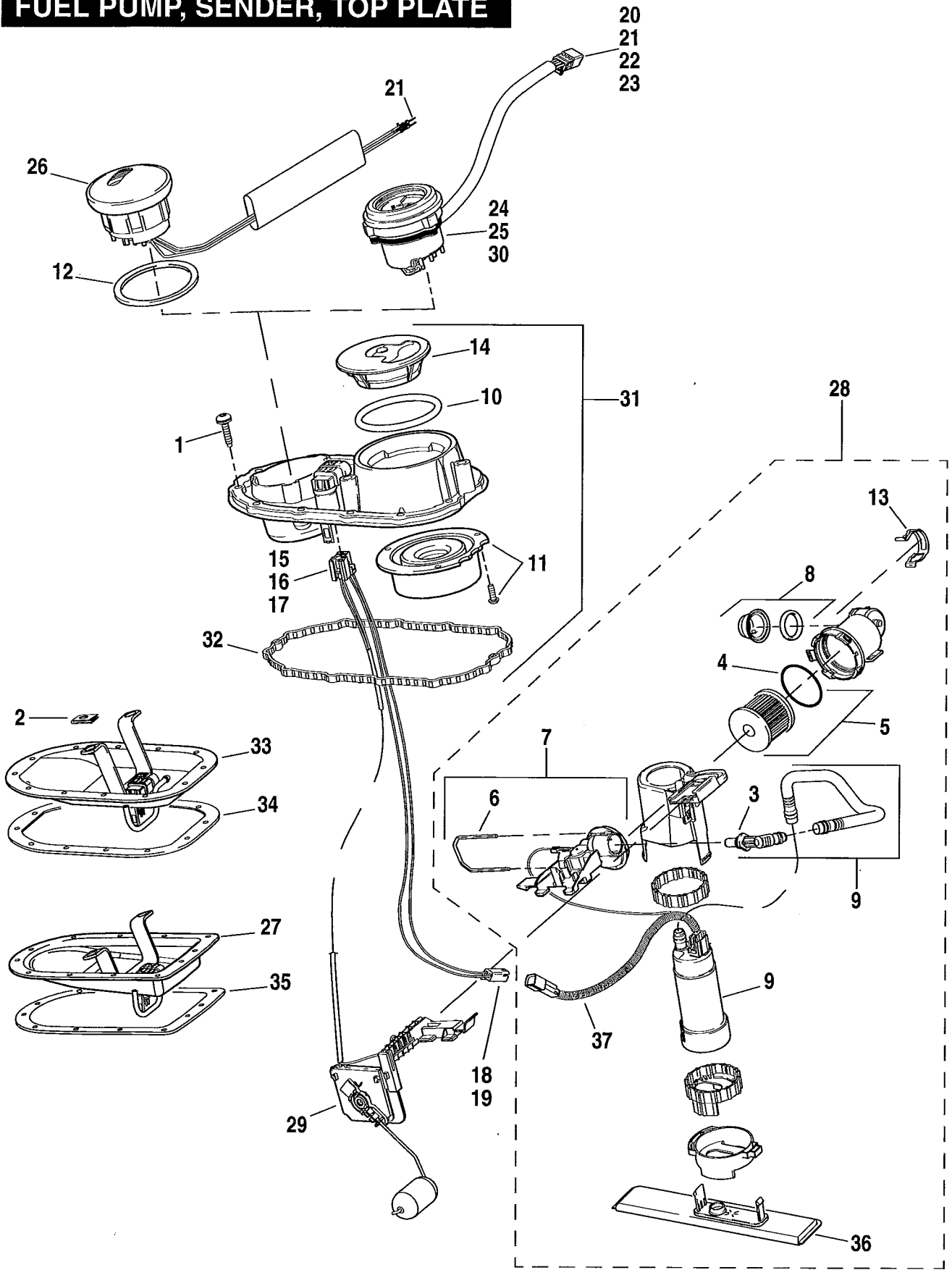
GN = FXDL

GV = FXDC

GX = FXDB

GY = FXDF

# FUEL PUMP, SENDER, TOP PLATE



INDEX NO.	PART NO.	DESCRIPTION	MODEL(S)
1	1331	SCREW (12)	ALL
2	8173	SPEED NUT	GN/GV/GX
3	11387A	O-RING	ALL
4	11686	O-RING	ALL
5	61011-04A	FUEL FILTER & O-RING	ALL
6	61012-04A	CLIP, filter retainer	ALL
7	61013-04A	FILTER END CAP & CLIP KIT, w/ 61012-04A	ALL
8	61015-04A	FUEL REGULATOR KIT, w/ o-ring, spacer & screen	ALL
9	61016-04B	FUEL PUMP ASSEMBLY, w/ 75254-04A & hose	ALL
10	61030-04A	SEAL, fuel tank cap	GM
11	61115-04A	FUEL RESTRICTOR KIT	GM
12	61192-96A	GASKET, fuel gauge	GN/GV/GX/GY
13	61213-04A	CLIP, regulator	ALL
14	61553-04B	FILLER CAP, w/ 61030-04A	GM
15	72418-04	HOUSING, 4-way socket	ALL
16	72419-04	TERMINAL, socket, #16-18 AWG	ALL
17	72420-04	SECONDARY LOCK, 4-way (gray)	ALL
18	72425-04	SOCKET HOUSING, 2-way (gray)	ALL
19	72426-04	SECONDARY LOCK, 2-way (gray)	ALL
20	72904-01BK	HOUSING, 4-way pin (black)	GM/GY
21	72990-01	TERMINAL, pin, #18-22 AWG (3)	GM/GY
22	73165-01	TERMINAL, socket	GM
23	73166-01	TERMINAL, pin	GM
24	73167-01	BOOT, terminal - male	GM
25	73168-01	BOOT, terminal - female	GM
26	75241-08	FUEL GAUGE, w/ 72990-01	GN/GV/GX/GY
27	75217-04	TOP PLATE	GV/GY
28	75218-04D	MODULE ASSEMBLY, fuel pump, w/ 3, 5, 6, 7, 8, 9, 13 & 36 (electrical harness not included)	ALL
29	75219-09	SENDER, fuel level, w/ 15, 16, 17, 18 & 19	ALL
30	75226-09	FUEL GAUGE, w/ 19, 20, 21, 22, 23 & 24	GM
31	75243-04B	TOP PLATE ASSEMBLY, w/ 10, 13 & 31	GM
32	75245-04A	SEAL, top plate	GM
33	75246-04	TOP PLATE	GN/GX
34	75248-04	SEAL, top plate	GN/GX
35	75249-04A	SEAL, top plate	GV/GY
36	75254-04A	FUEL PUMP INLET SOCK	ALL
37	75270-09	ELECTRICAL HARNESS, fuel pump	ALL

## 2009 MODEL IDENTIFICATION CODES

GM = FXD

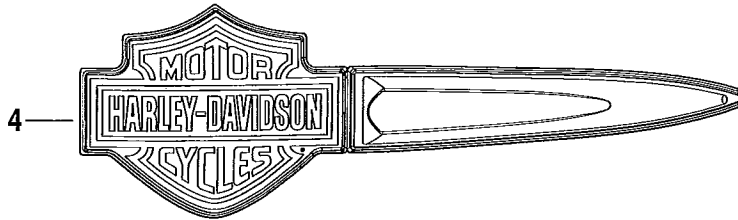
GN = FXDL

GV = FXDC

GX = FXDB

GY = FXDF

**FUEL TANK TRIM**



INDEX NO.	PART NO.	DESCRIPTION	MODEL(S)
1	13352-09	DECAL, left (for vivid black tanks)	GN
	13353-09	DECAL, right (for vivid black tanks)	GN
	13537-09	DECAL, left (for black pearl, red hot sunglo & 2-tone vivid black/mirage orange pearl tanks)	GN
	13561-09	DECAL, right (for black pearl, red hot sunglo & 2-tone vivid black/mirage orange pearl tanks)	GN
2	13368-09	DECAL (for vivid black & pewter pearl tanks) (2)	GM
3	62308-06	MEDALLION, left (for vivid black, black denim, pewter denim, red hot denim & dark blue denim tanks)	GX
	62309-06	MEDALLION, right (for vivid black, black denim, pewter denim, red hot denim & dark blue denim tanks)	GX
4	62318-08	MEDALLION, left (for vivid black, black pearl, black denim, pewter denim & red hot sunglo tanks)	GY
	62319-08	MEDALLION, right (for vivid black, black pearl, black denim, pewter denim & red hot sunglo tanks)	GY
5	62327-07	MEDALLION, left (for vivid black, dark blue pearl, red hot sunglo & 2-tone vivid black/pewter pearl & 2-tone flame blue pearl/pewter pearl tanks)	GV
	62328-07	MEDALLION, right (for vivid black, dark blue pearl, red hot sunglo & 2-tone vivid black/ pewter pearl & 2-tone flame blue pearl/pewter pearl tanks)	GV

## 2009 MODEL IDENTIFICATION CODES

GM = FXD

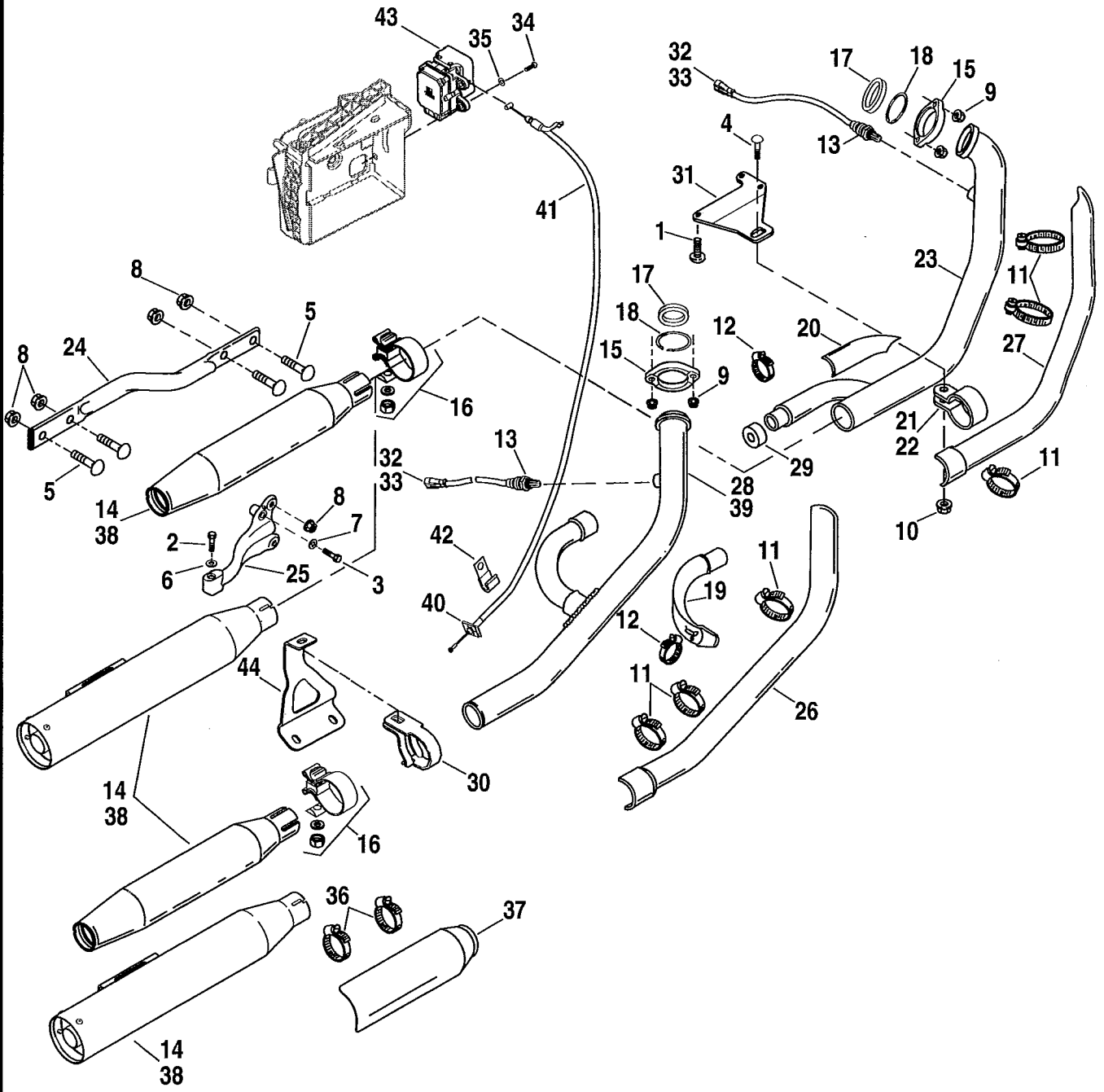
GN = FXDL

GV = FXDC

GX = FXDB

GY = FXDF

# EXHAUST SYSTEM - FXD, FXDL, FXDC, FXDB



INDEX NO.	PART NO.	DESCRIPTION	MODEL(S)
1	942	SCREW (3)	GM/GN/GV/GX
2	4716W	SCREW	GM/GN/GV/GX
3	2887WA	SCREW	ALL
4	5414	BOLT, carriage	GM/GN/GV/GX
5	5445W	BOLT, carriage (5)	GM/GN/GV/GX
6	6701	WASHER	GM/GN/GV/GX
7	6702	WASHER (2)	ALL
8	7531	LOCKNUT, flange (6)	ALL
9	7593	NUT, flange lock (4)	ALL
10	7601	LOCKNUT	GM/GN/GV/GX
11	9955	CLAMP (6)	ALL
12	10119	CLAMP (4)	GM/GN/GV/GX
13	27683-07	SENSOR, oxygen, w/ 27714-06, 72009-05 & 72011-05 (2)	ALL
	27714-06	WASHER, oxygen sensor (2)	ALL
14	64941-07	MUFFLER ASSEMBLY (2)	GM/GN/GV
	64707-08	MUFFLER (California only) (2)	GM/GN/GV
	64753-09	MUFFLER (2)	GX
	64895-09	MUFFLER (California only) (2)	GX
15	65184-02	FLANGE, pipe (2)	ALL
16	65296-95A	CLAMP, w/nut and washer (2)	GM/GN/GV/GX
17	65324-83A	GASKET, exhaust (2)	ALL
18	65325-83A	RETAINING RING, exhaust gasket (2)	ALL
19	65376-95	SHIELD, crossover - rear (black)	GM/GN/GV/GX
20	65379-95	SHIELD, crossover - front (black)	GM/GN/GV/GX
21	65440-06	CLAMP, bracket upper pipe	GM/GN/GV/GX
22	65441-06	CLAMP, bracket lower pipe	GM/GN/GV/GX
23	65631-06	EXHAUST PIPE, front	GM/GN/GV/GX
24	65674-95	SUPPORT, muffler	GM/GN/GV/GX
25	65696-08	BRACKET, rear exhaust	ALL
26	65701-06A	SHIELD, rear exhaust (chrome)	GM/GN/GV/GX
27	65746-06	SHIELD, front exhaust (chrome)	GM/GN/GV/GX
28	65825-06	EXHAUST PIPE	GM/GN/GV/GX
29	65830-03	GASKET, interconnect	GM/GN/GV/GX
30	65946-07	CLAMP ASSEMBLY	GM/GN/GV/GX
31	65975-99	EXHAUST BRACKET, front	GM/GN/GV/GX
32	72009-05	HOUSING, 2-way pin (2)	ALL
33	72011-05	WIRE SEAL, #16-20 AWG (yellow) (2)	ALL

## INTERNATIONAL MODELS ONLY

34	923	SCREW (HDI, Australia, England) (2)	GM/GN/GV/GX
35	6703	WASHER (HDI, Australia, England) (2)	GM/GN/GV/GX
36	10074	CLAMP (HDI) (4)	GM/GN/GV/GX
37	65463-00	SHIELD, muffler (California, HDI) (2)	GM/GN/GV/GX
38	65868-07	MUFFLER ASSEMBLY, front (1-HDI, England, Australia; 2-Japan)	GM/GN/GV
	66025-07	MUFFLER ASSEMBLY, rear (1-HDI, England, Australia)	GM/GN/GV
	64755-09	MUFFLER ASSEMBLY, rear (1(rear)-HDI)	GX
	64757-09	MUFFLER ASSEMBLY, rear (2-Japan; 1(front)-HDI)	GX
39	65930-07A	EXHAUST PIPE, rear (HDI, Australia, England)	GM/GN/GV/GX
	65825-06	EXHAUST PIPE, rear (Japan)	GM/GN/GV/GX
40	66767-07	CABLE RETAINER, exhaust valve (HDI, Australia, England)	GM/GN/GV/GX
41	66778-07	CABLE, exhaust valve (HDI, Australia, England)	GM/GN/GV/GX
42	66798-07	CLAMP, exhaust valve (HDI, Australia, England)	GM/GN/GV/GX
43	70991-07	ACTUATOR, exhaust (HDI, Australia, England)	GM/GN/GV/GX
	71019-07	SHROUD, exhaust actuator (not illustrated) (HDI, Australia, England)	GM/GN/GV/GX
44	65051-09	SUPPORT, exhaust (HDI, Australia, England)	GM/GN/GV/GX

## 2009 MODEL IDENTIFICATION CODES

GM = FXD

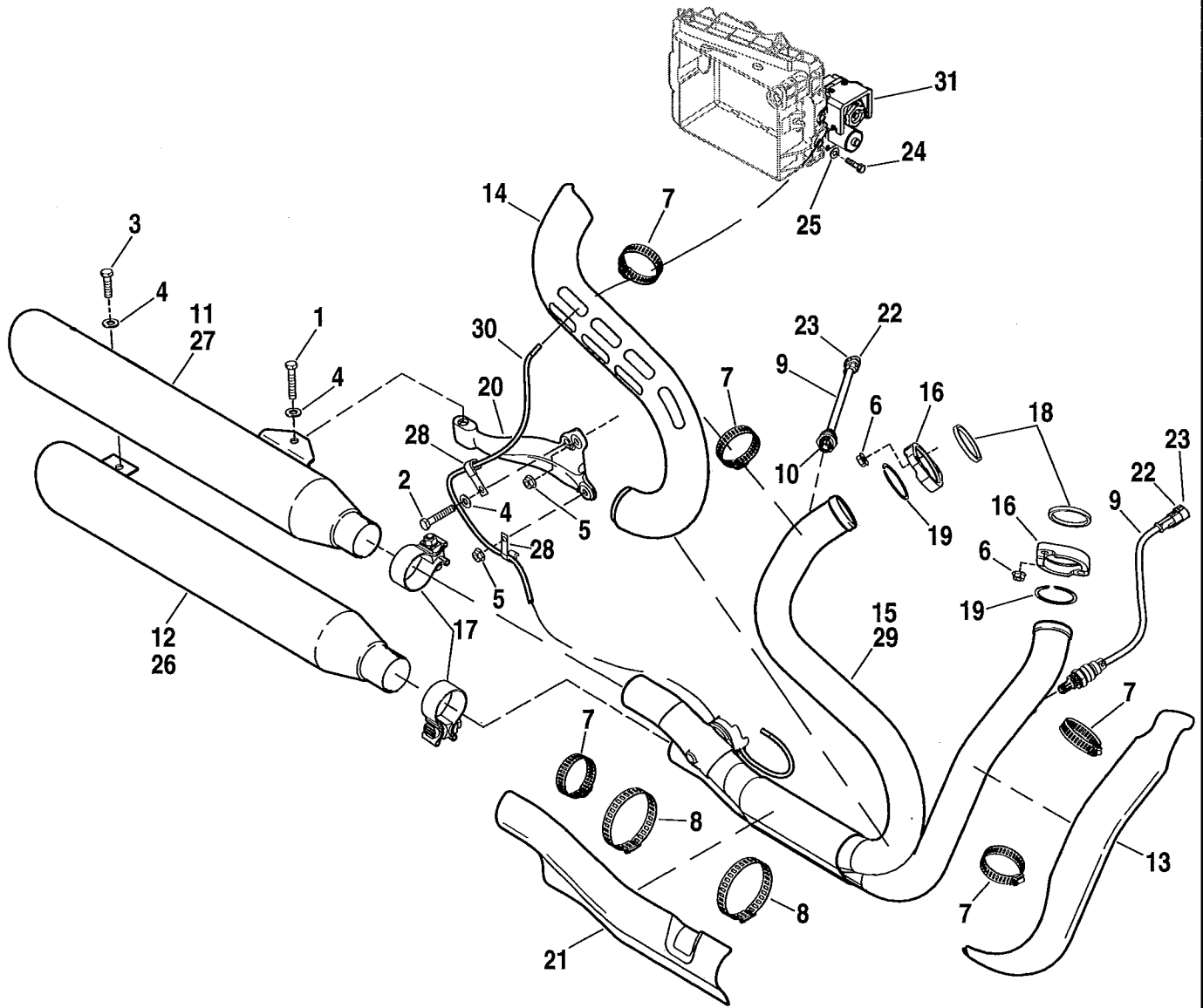
GN = FXDL

GV = FXDC

GX = FXDB

GY = FXDF

# EXHAUST SYSTEM - FXDF



INDEX NO.	PART NO.	DESCRIPTION	MODEL(S)
1	2667	BOLT, hex cap	GY
2	2887WA	SCREW, hex cap	GY
3	4269	SCREW, hex cap	GY
4	6702	WASHER (3)	GY
5	7531	LOCKNUT, flange (2)	GY
6	7593	NUT, flange lock (4)	GY
7	9955	CLAMP (5)	GY
8	9956	CLAMP (2)	GY
9	27683-07	SENSOR, oxygen, w/ 27714-06, 72009-05 & 72011-05 (2)	GY
10	27714-06	WASHER, oxygen sensor (not illustrated) (2)	GY
11	64705-08	MUFFLER, upper (chrome) (Domestic, Canada)	GY
12	64987-08	MUFFLER, lower (chrome) (Domestic, Canada)	GY
13	64819-08	SHIELD, front exhaust (chrome)	GY
14	64830-08	SHIELD, rear exhaust (chrome)	GY
15	64984-08	EXHAUST PIPE, assembly	GY
16	65184-02	FLANGE, pipe (2)	GY
17	65296-95A	CLAMP, muffler (2)	GY
18	65324-83A	GASKET, exhaust (2)	GY
19	65325-83A	RETAINING RING, exhaust gasket (2)	GY
20	65696-08	BRACKET, muffler	GY
21	66840-08	HEATSHIELD ASSEMBLY, collector (forward controls)	GY
	66841-08	HEATSHIELD ASSEMBLY, collector (mid-controls)	GY
22	72009-05	HOUSING, 2-way pin (2)	GY
23	72011-05	WIRE SEAL, #16-20 AWG (yellow) (2)	GY

## INTERNATIONAL MODELS ONLY

24	923	SCREW, button hex socket (HDI, Australia, England)	GY
25	6703	WASHER (HDI, Australia, England) (2)	GY
26	64700-08	MUFFLER, lower (chrome) (HDI, Australia, England, Japan)	GY
	64987-08	MUFFLER, lower (chrome) (Canada)	GY
27	64701-08	MUFFLER, upper (chrome) (Japan)	GY
	64705-08	MUFFLER, upper (chrome) (HDI, Australia, Canada, England)	GY
28	66798-07	CLAMP, exhaust valve (HDI, Australia, England)	GY
29	66808-08	EXHAUST PIPE, assembly (HDI, Australia, England)	GY
	64997-08	EXHAUST PIPE, assembly (Japan)	GY
30	66852-08	CABLE, exhaust valve (HDI, Australia, England)	GY
31	70991-07	ACTUATOR, exhaust (HDI, Australia, England)	GY
	71019-07	SHROUD, exhaust actuator (not illustrated) (HDI, Australia, England)	GY

## 2009 MODEL IDENTIFICATION CODES

GM = FXD

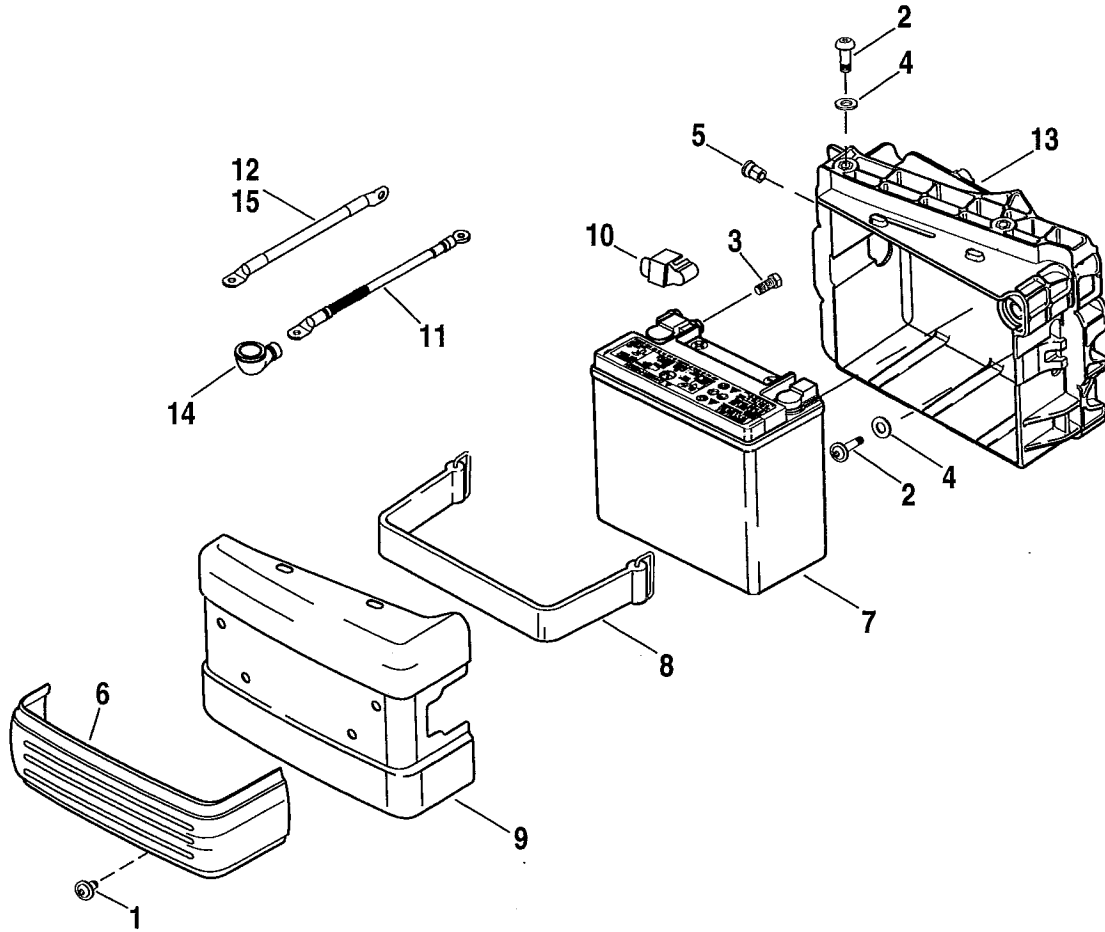
GN = FXDL

GV = FXDC

GX = FXDB

GY = FXDF

# BATTERY TRAY & BATTERY



INDEX NO.	PART NO.	DESCRIPTION	MODEL(S)
1	2469	SCREW	ALL
2	4613	SCREW (3)	ALL
3	4312C	SCREW (2)	ALL
4	6702	WASHER (3)	ALL
5	7495	NUT (2)	ALL
6	29329-07	TRIM, battery cover (stainless)	GM/GN/GX/GY
	66463-07	TRIM, battery cover (chrome)	GV
7	65989-97B	BATTERY, w/ 4312C	ALL
8	66017-01	STRAP, battery	ALL
9	66234-06	COVER, battery (black wrinkle)	GX/GY
	66366-06	COVER, battery (black)	GM/GV
	66375-06	COVER, battery (chrome)	GN
10	70003-06	COVER, battery terminal	ALL
11	70102-06B	CABLE ASSEMBLY, battery positive, w/ 70584-94	ALL
12	70284-06A	CABLE ASSEMBLY, battery negative, w/ 72242-94	ALL
13	70379-06A	TRAY, battery	ALL
14	70584-94	BOOT, battery positive	ALL
15	72242-94	TERMINAL, negative battery	ALL

## 2009 MODEL IDENTIFICATION CODES

GM = FXD

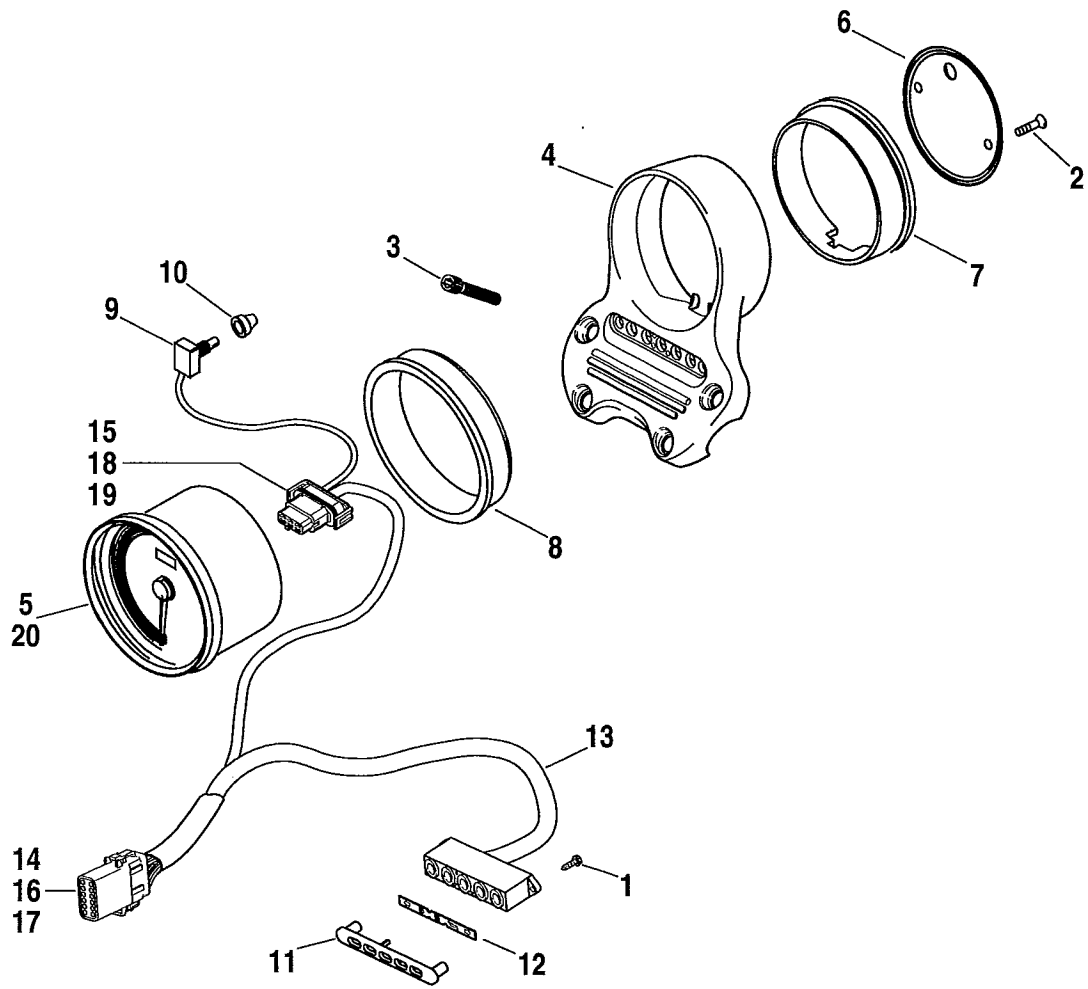
GN = FXDL

GV = FXDC

GX = FXDB

GY = FXDF

# INSTRUMENTS - FXD



INDEX NO.	PART NO.	DESCRIPTION	MODEL(S)
1	2325	SCREW (2)	GM
2	2361	SCREW (2)	GM
3	4816A	SCREW (4)	GM
4	55847-05A	BRACKET, speedometer (black wrinkle)	GM
5	67478-09	SPEEDOMETER, mph	GM
6	67085-95	COVER, speedometer back (black w/ stainless steel ring)	GM
7	67104-95	CUSHION, rear	GM
8	67121-95A	GASKET, front	GM
9	67450-99	SWITCH, reset	GM
10	67880-94	BOOT, reset switch	GM
11	68513-95	TRIM PLATE, indicator lamps	GM
12	68551-07	LENS, indicator lamps	GM
13	68812-06A	HARNES ASSEMBLY INSTRUMENTS	GM
14	72169-07	TERMINAL, pin, #16-20 AWG (7)	GM
15	72189-04	SEAL PIN (3)	GM
16	72488-07BK	HOUSING, 12-way pin (black)	GM
17	72549-07	TERMINAL, pin, #22 AWG (5)	GM
18	74196-04	TERMINAL, socket, #20 AWG (9)	GM
19	74197-04	SECONDARY LOCK, 12-way socket	GM
<b>INTERNATIONAL MODELS ONLY</b>			
20	67479-09	SPEEDOMETER, kph (HDI, Canada, Australia, Japan)	GM
	67480-09	SPEEDOMETER, dual mph/kph (England)	GM

## 2009 MODEL IDENTIFICATION CODES

GM = FXD

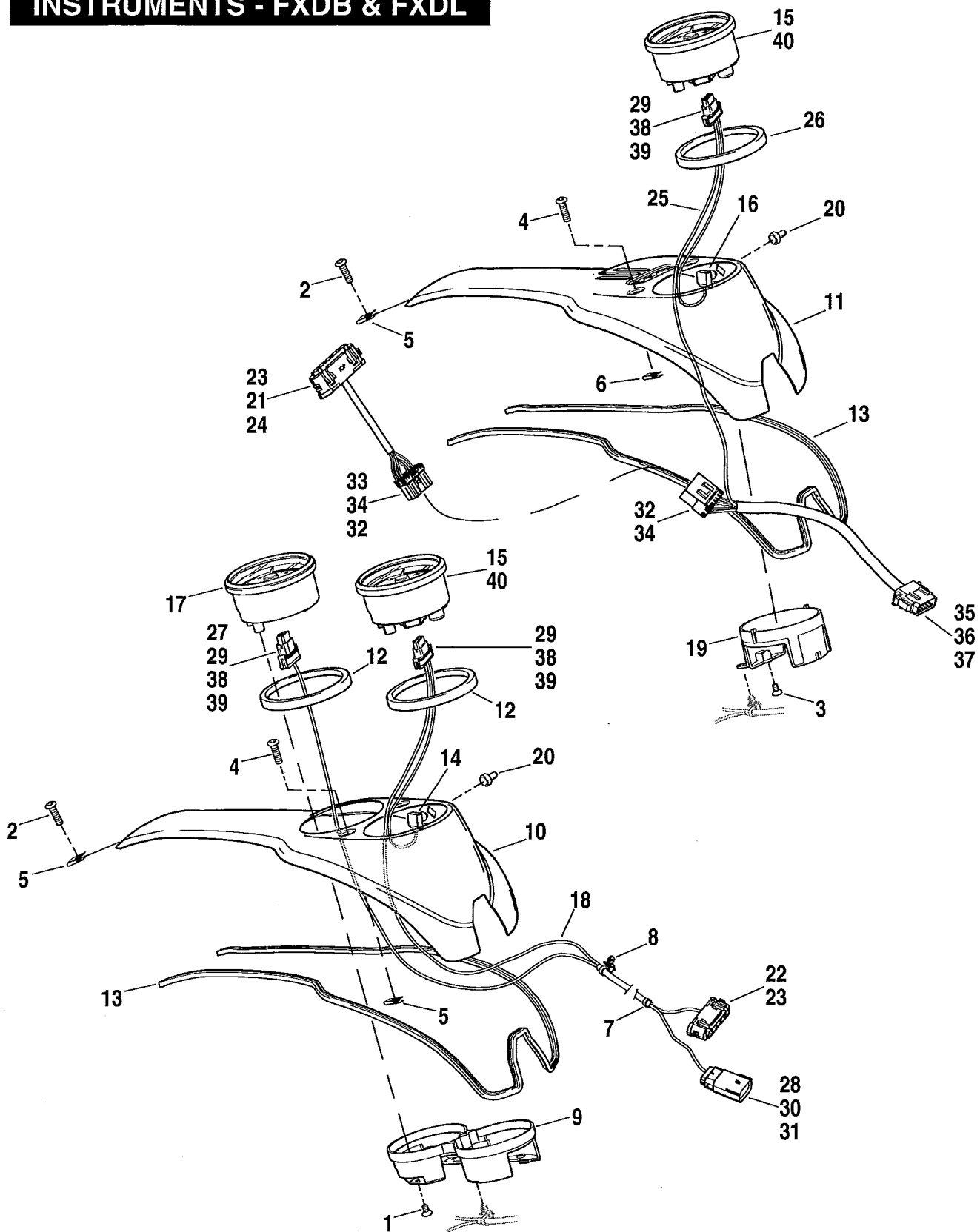
GN = FXDL

GV = FXDC

GX = FXDB

GY = FXDF

# INSTRUMENTS - FXDB & FXDL



INDEX NO.	PART NO.	DESCRIPTION	MODEL(S)
1	2361	SCREW (4)	GN
2	3540	SCREW	GN/GX
3	3691	SCREW (2)	GX
4	4007	SCREW (2)	GN/GX
5	8165	SPEED NUT	GN/GX
6	8173	SPEED NUT (2)	GN/GX
7	10065	CABLE STRAP	GN/GX
8	10177	CABLE STRAP	GN/GX
9	48073-04	CLAMP, gauge	GN
10	61695-05	CONSOLE (chrome)	GN
11	61705-06	CONSOLE (black wrinkle)	GX
12	67121-95A	GASKET (2)	GN
13	67185-04	TRIM, console	GN/GX
14	67450-99	SWITCH, reset	GN
15	67478-09	SPEEDOMETER, mph	GN/GX
16	67488-04	SWITCH, reset	GX
17	67481-09	TACHOMETER	GN
18	67482-06A	HARNESS ASSEMBLY, instruments	GN
19	67689-04	CLAMP, gauge	GX
20	67880-94	BOOT, reset switch	GN/GX
21	68382-07	BEZEL, indicator light	GX
22	68383-96	BEZEL, indicator light	GN
23	68415-07	LENS, jewel, indicator light	GN/GX
24	68789-96A	LAMP ASSEMBLY, indicator	GX
25	70472-06	HARNESS ASSEMBLY, instruments	GX
26	70476-06	GASKET, speedometer	GX
27	72131-04	HOUSING, 12-way socket (gray)	GN
28	72169-07	TERMINAL, pin, #16-20 AWG (7-GN; 11-GX)	GN
29	72189-04	SEAL PIN (10)	GN/GX
30	72488-07BK	HOUSING, 12-way pin (black)	GN/GX
31	72549-07	TERMINAL, pin, #22 AWG (5)	GN
32	73110-96BK	HOUSING, 10-way pin	GX
33	73160-96BK	HOUSING, socket	GX
34	73190-96	TERMINAL, pin (10)	GX
35	74119-98BK	HOUSING, 12-way socket (black)	GX
36	74159-98	SECONDARY LOCK, 12-way socket	GX
37	74191-98	TERMINAL, socket (12)	GX
38	74196-04	TERMINAL, socket, #20 AWG (14-GN; 8-GX)	GN/GX
39	74197-04	SECONDARY LOCK, 12-way socket	GN/GX

## INTERNATIONAL MODELS ONLY

40	67479-09	SPEEDOMETER, kph (HDI, Canada, Australia, Japan)	GN/GX
	67480-09	SPEEDOMETER, mph/kph (England)	GN/GX

## 2009 MODEL IDENTIFICATION CODES

GM = FXD

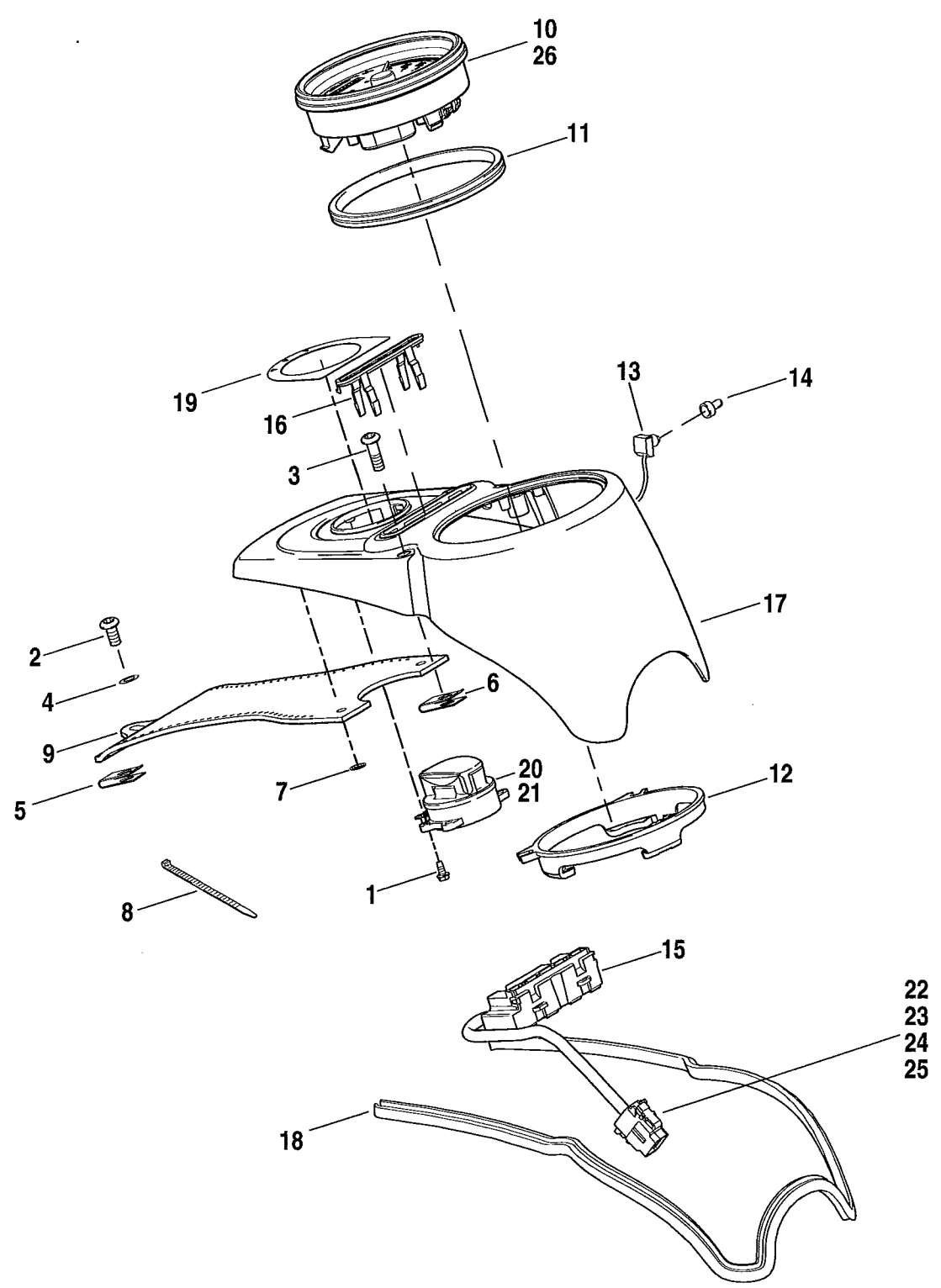
GN = FXDL

GV = FXDC

GX = FXDB

GY = FXDF

# INSTRUMENTS - FXDC & FXDF



INDEX NO.	PART NO.	DESCRIPTION	MODEL(S)
1	2501A	SCREW (4)	GV/GY
2	3540	SCREW	GV/GY
3	4007	SCREW (2)	GV/GY
4	6702	WASHER, trim	GV/GY
5	8165	SPEED NUT	GV/GY
6	8173	SPEED NUT (2)	GV/GY
7	8135B	PUSH NUT (2)	GV/GY
8	10039	CABLE STRAP	GV/GY
	10065	CABLE STRAP	GV
	10272	CABLE STRAP	GV/GY
9	51890-07	TRIM, leather, w/medallion	GV
	61250-06	TRIM, leather	GY
10	67096-09	SPEEDOMETER, mph	GV/GY
11	67190-89	SEAL, speedometer	GV/GY
12	67271-04A	CLAMP, gauge	GV/GY
13	67565-04	SWITCH ASSEMBLY, trip reset	GV/GY
14	67880-94	BOOT, reset switch	GV/GY
15	68113-99B	HOUSING ASSEMBLY, w/ 22, 23, 25 & 26	GV/GY
16	69538-04A	BEZEL	GV/GY
17	71211-04	INSTRUMENT CONSOLE, w/ 71279-04 (chrome)	GV/GY
18	71279-04	TRIM, instrument panel	GV/GY
19	71304-04	NAME PLATE, ignition switch	GV/GY
20	71430-06B	LOCK SET, w/ 71475-06B fork lock set (not illustrated)	GV/GY
21	71313-96A	IGNITION SWITCH (specify key code)	GV/GY
22	74118-98BK	HOUSING, 8-way socket (black)	GV/GY
23	74158-98	SECONDARY LOCK, 8-way	GV/GY
24	74193-98	TERMINAL, socket (7)	GV/GY
25	74195-98	SEAL PIN	GV/GY
<b>INTERNATIONAL MODELS ONLY</b>			
26	67204-09	SPEEDOMETER, kph (HDI, Canada, Australia, Japan)	GV/GY
	67242-09	SPEEDOMETER, mph/kph (England)	GV/GY

## 2009 MODEL IDENTIFICATION CODES

GM = FXD

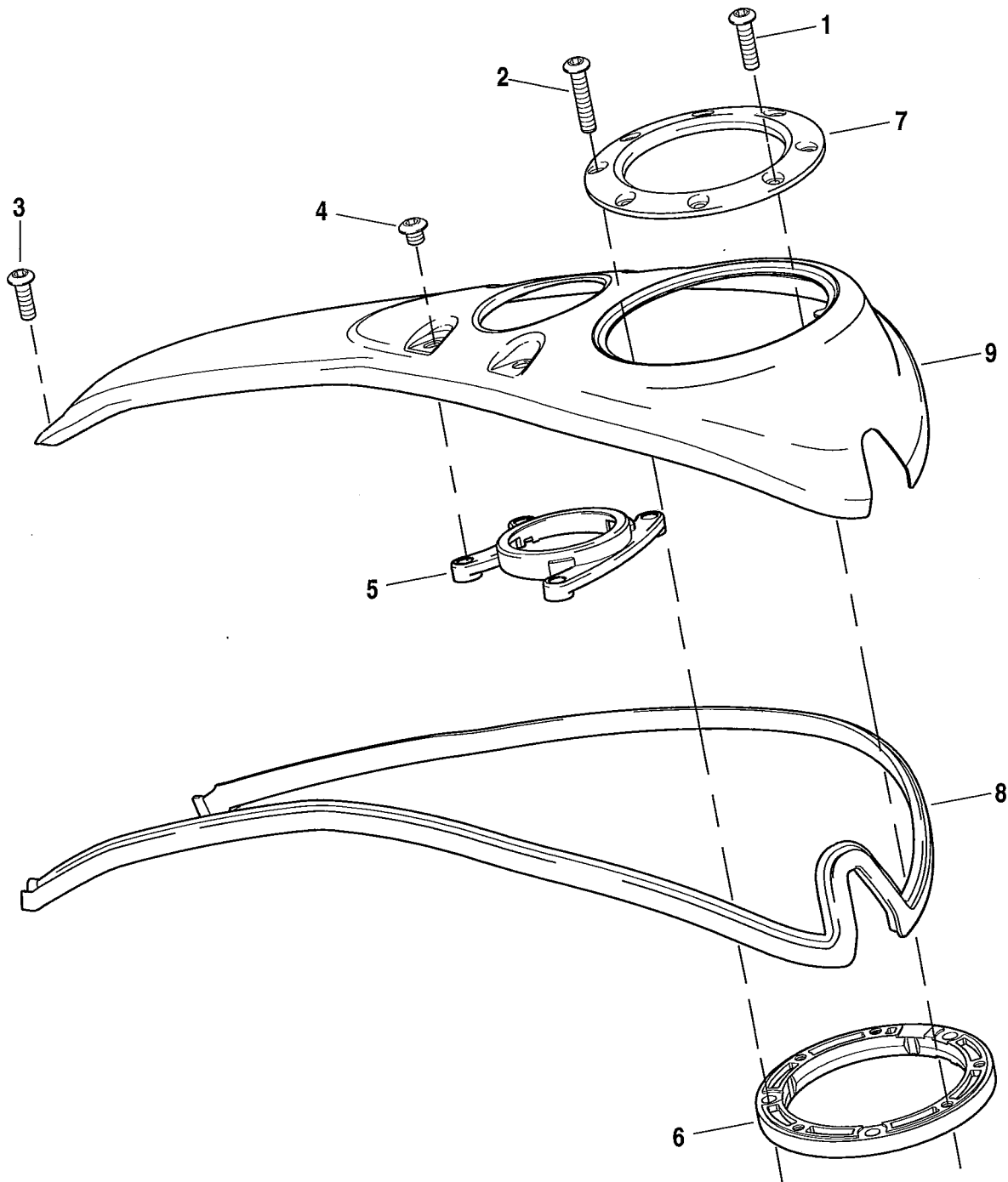
GN = FXDL

GV = FXDC

GX = FXDB

GY = FXDF

# FUEL TANK CONSOLE - FXD



INDEX NO.	PART NO.	DESCRIPTION	MODEL(S)
1	2467	SCREW (5)	GM
2	3040	SCREW (3)	GM
3	3540	SCREW	GM
4	4402	SCREW (4)	GM
5	61499-04	MOUNTING RING	GM
6	61545-04	TRIM RING (black)	GM
7	61554-04	TRIM RING, fuel cap (brush satin)	GM
8	61652-04	TRIM, edging	GM
9	61693-05DH	CONSOLE (gloss black)	GM
	61693-08CGR	CONSOLE (pewter pearl)	GM

**NOTE: Refer to the Service Section of h-dnet.com for painted part numbers.**

**2009 MODEL IDENTIFICATION CODES**

GM = FXD

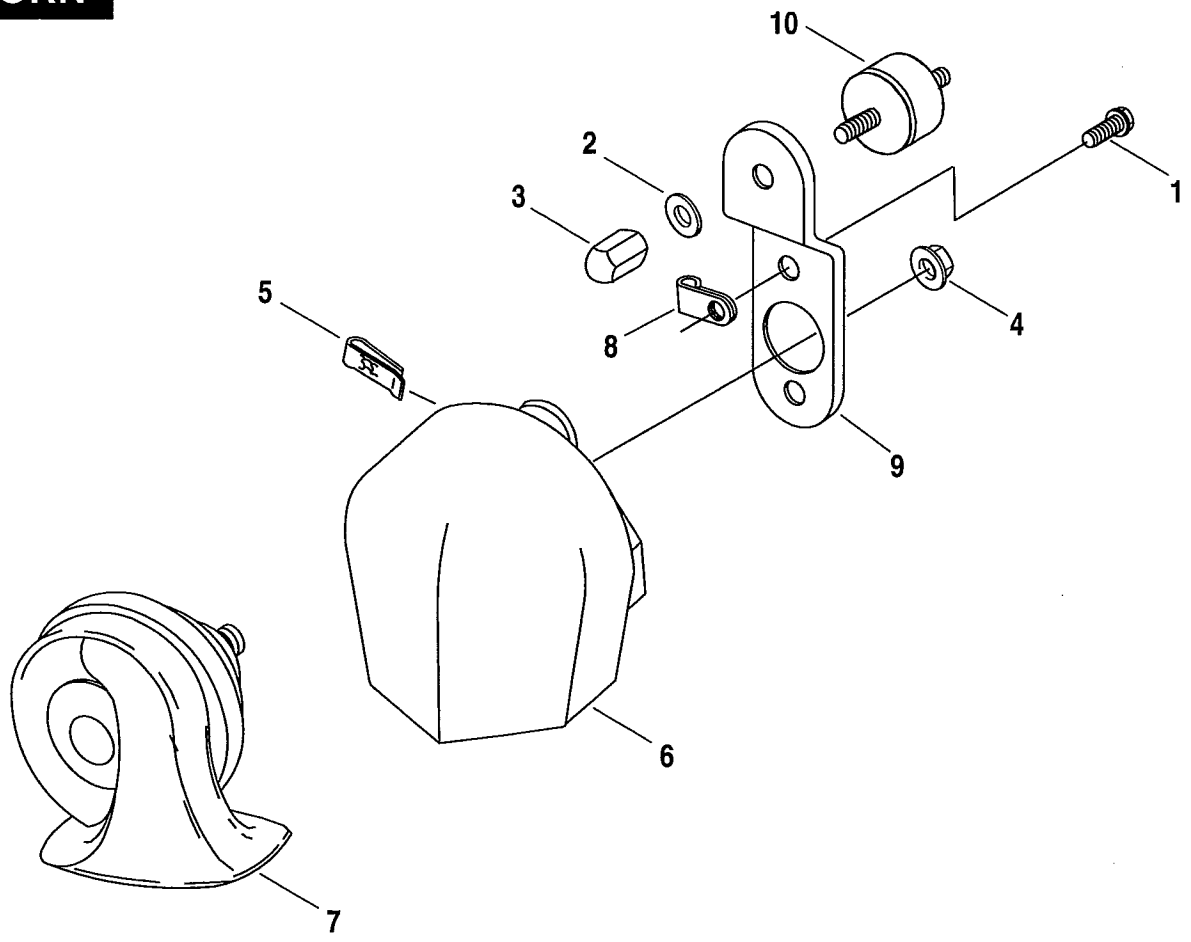
GN = FXDL

GV = FXDC

GX = FXDB

GY = FXDF

# HORN



INDEX NO.	PART NO.	DESCRIPTION	MODEL(S)
1	3563	SCREW (2)	ALL
2	6109	WASHER	ALL
3	7549A	ACORN NUT	ALL
4	7495	NUT	ALL
5	8108	SPEEDNUT, push (2)	ALL
6	69012-93A	COVER, horn (chrome)	ALL
7	69060-90D	HORN ASSEMBLY, w/ 7495	ALL
8	69062-91A	CLAMP	ALL
9	69120-91	BRACKET, horn	ALL
10	69123-92	MOUNT, horn (rubber)	ALL

## 2009 MODEL IDENTIFICATION CODES

GM = FXD

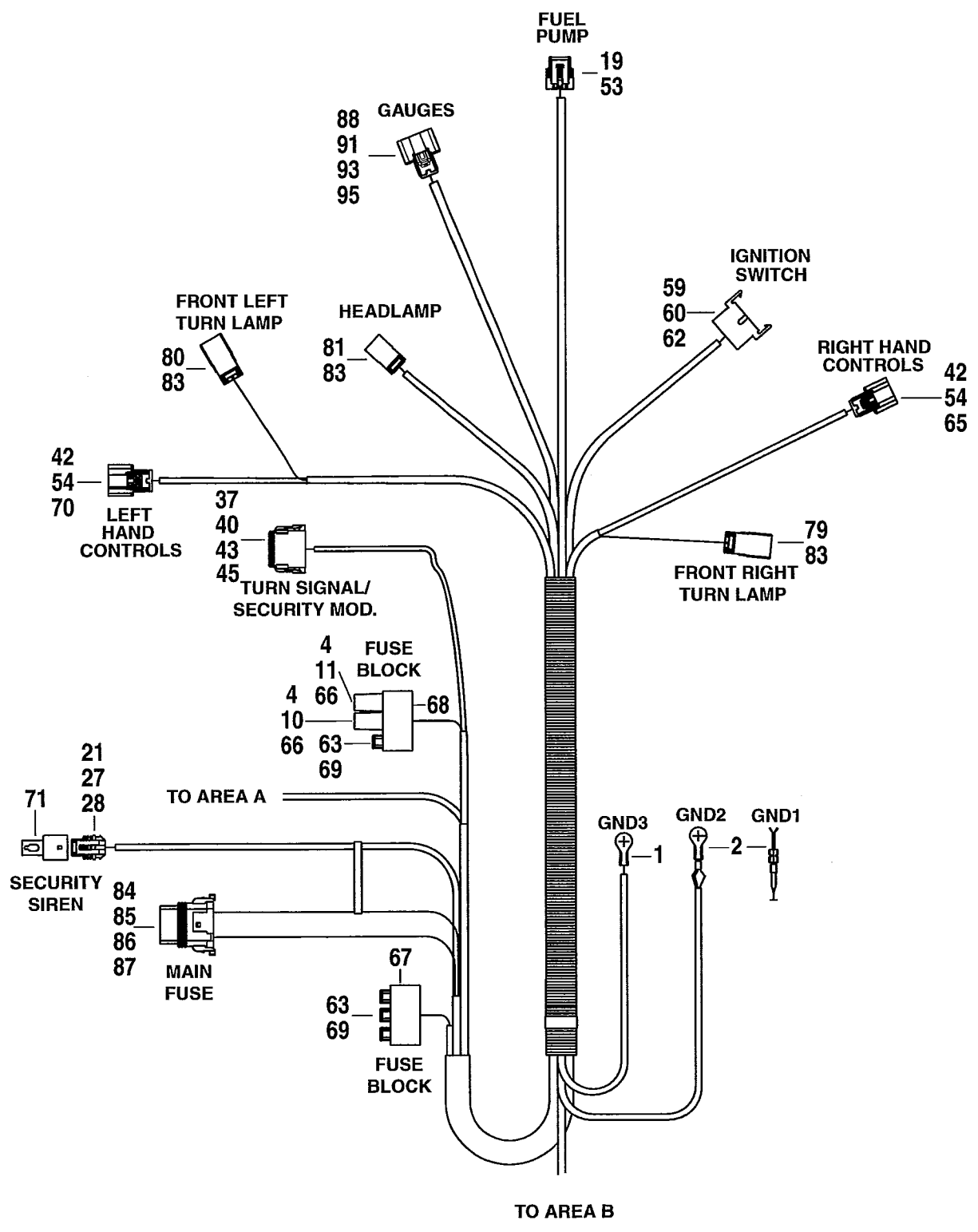
GN = FXDL

GV = FXDC

GX = FXDB

GY = FXDF

# WIRING HARNESS - FXD, FXDB & FXDL



INDEX NO.	PART NO.	DESCRIPTION	MODEL(S)
	69602-08	MAIN WIRING HARNESS	GM/GN/GX
<b>NOTE: Includes the following parts.</b>			
1	9819	TERMINAL, ring, .25 stud, #12 AWG	GM/GN/GX
2	9825	TERMINAL, ring, .25 stud, #14-18 AWG (2)	GM/GN/GX
3	9842	TERMINAL, ring, .31 stud, #10-12 AWG	GM/GN/GX
4	9937	TERMINAL, .25 faston, #18-14 AWG (4)	GM/GN/GX
5	9898	TERMINAL FLAG (2)	GM/GN/GX
6	10065	CABLE STRAP (7)	GM/GN/GX
7	10177	CABLE STRAP (9)	GM/GN/GX
8	10287	CABLE STRAP (9)	GM/GN/GX
9	10312	CABLE STRAP	GM/GN/GX
10	31511-01B	RELAY, w/ diode suppress (black)	GM/GN/GX
11	31522-00C	RELAY, w/ diode suppress (gray)	GM/GN/GX
12	70598-99	BOOT, engine temperature sensor	GM/GN/GX
13	70976-06	WIRE GUIDE, throttle position sensor	GM/GN/GX
14	72006-05	TERMINAL, socket, #16-20 AWG (6)	GM/GN/GX
15	72007-05	HOUSING, 2-way socket (3)	GM/GN/GX
16	72011-05	WIRE SEAL, #16-20 AWG (yellow) (10)	GM/GN/GX
17	72012-07	HOUSING, 5-way socket	GM/GN/GX
18	72014-07	SEAL PIN	GM/GN/GX
19	72033-93	TERMINAL, socket, #16-20 AWG (7)	GM/GN/GX
20	72063-06	HOUSING, 2-way socket (engine temperature sensor)	GM/GN/GX
21	72064-06	HOUSING, 3-way socket (vehicle speed sensor)	GM/GN/GX
22	72065-06A	HOUSING, 3-way socket (throttle position sensor)	GM/GN/GX
23	72066-06	HOUSING, 4-way socket (black) (2)	GM/GN/GX
24	72076-00	TERMINAL, socket (30)	GM/GN/GX
25	72077-00	SEAL PIN (6)	GM/GN/GX
26	72078-00	CONNECTOR KIT, 36 position	GM/GN/GX
27	72094-06	TERMINAL, socket, #18 AWG (16)	GM/GN/GX
28	72096-06	WIRE SEAL, #18-20 AWG (yellow) (16)	GM/GN/GX
29	72098-06	HOUSING, 2-way socket (2)	GM/GN/GX
30	72099-06	WIRE SEAL, #16-18 AWG (blue) (4)	GM/GN/GX
31	72100-04	HOUSING, 1-way pin (gray)	GM/GN/GX
32	72104-94BK	HOUSING, sealed, 4-pin	GM/GN/GX
33	72110-06	TERMINAL, socket, #16-18 AWG (4)	GM/GN/GX
34	72111-06	SECONDARY LOCK, 2-way socket (gray)	GM/GN/GX
35	72124-94GY	HOUSING, sealed, 4-pin (gray)	GM/GN/GX
36	72135-06	SECONDARY LOCK, 4-way socket (gray) (2)	GM/GN/GX
37	72139-94GY	HOUSING, sealed 12-way socket, w/ 72179-94 (gray)	GM/GN/GX
38	72144-94	SECONDARY LOCK, 4-way pin (2)	GM/GN/GX
39	72145-06	SECONDARY LOCK, 2-way socket (blue) (2)	GM/GN/GX
40	72159-94	SECONDARY LOCK, 12-way pin	GM/GN/GX
41	72164-94A	WEATHER PLUG, 4-way pin (2)	GM/GN/GX
42	72168-07	TERMINAL, socket, #16-20 AWG (14)	GM/GN/GX
43	72179-94	INTERNAL SEAL, 12-circuit	GM/GN/GX
44	72190-94	TERMINAL, pin, #16-18 AWG (7)	GM/GN/GX
45	72191-94	TERMINAL, socket, #16-18 AWG (12)	GM/GN/GX
46	72195-94	SEAL PIN	GM/GN/GX
47	72213-94	TERMINAL, socket, #16-20 AWG (3)	GM/GN/GX
48	72214-94	CABLE SEAL (3)	GM/GN/GX
49	72230-98	HOUSING, sealed, 3-way socket	GM/GN/GX
50	72231-98	SECONDARY LOCK, 3-way socket	GM/GN/GX

## 2009 MODEL IDENTIFICATION CODES

GM = FXD

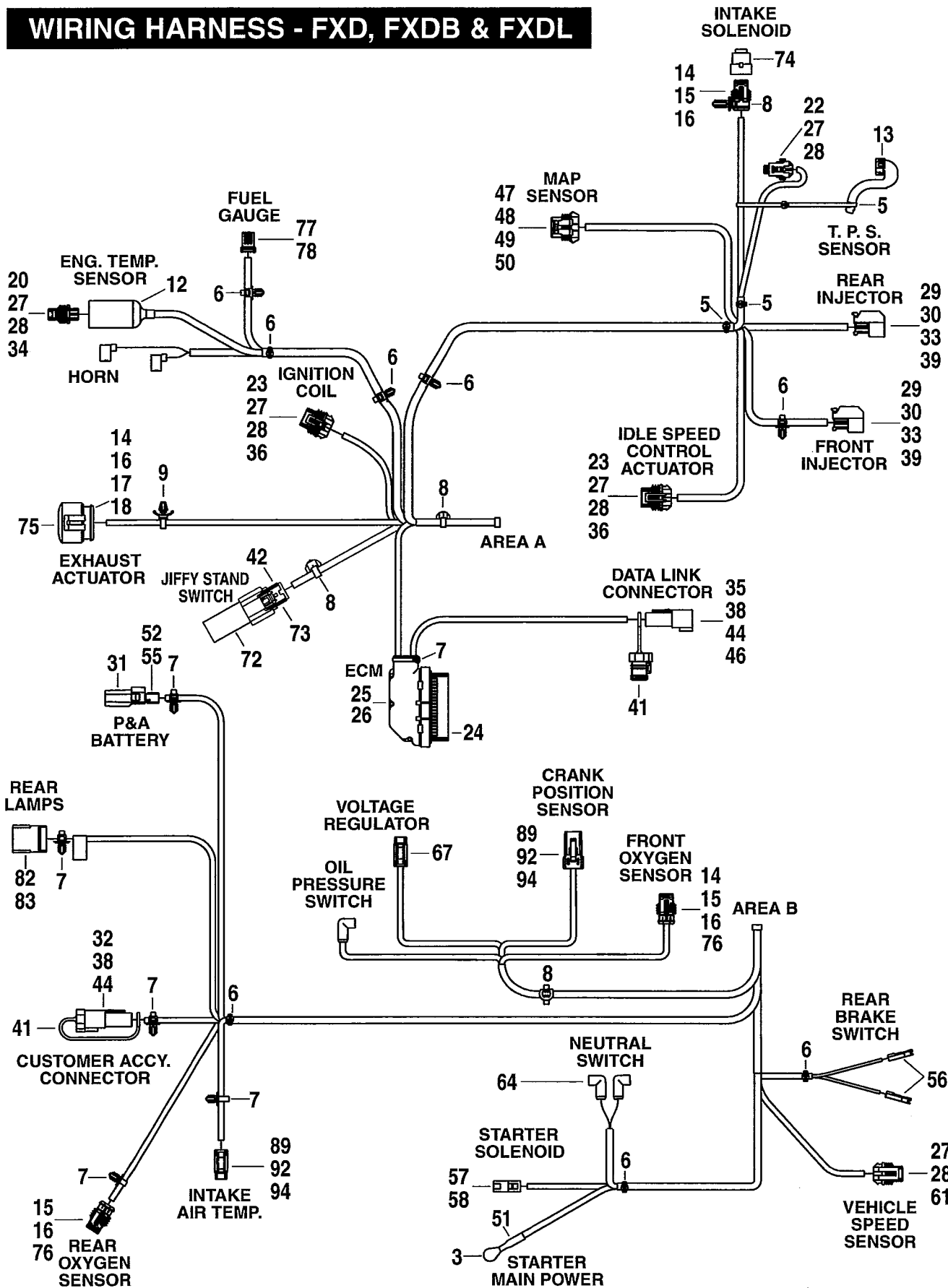
GN = FXDL

GV = FXDC

GX = FXDB

GY = FXDF

# WIRING HARNESS - FXD, FXDB & FXDL



INDEX NO.	PART NO.	DESCRIPTION	MODEL(S)
	69602-08	MAIN WIRING HARNESS (continued)	GM/GN/GX
<b>NOTE: Includes the following parts.</b>			
51	72249-94	SHRINK TUBE (black)	GM/GN/GX
52	72260-04	HOUSING, 1-way socket (gray)	GM/GN/GX
53	72263-95	HOUSING, 4-way socket (black)	GM/GN/GX
54	72272-07	TERMINAL, socket, #14-16 AWG (3)	GM/GN/GX
55	72289-04	TERMINAL, socket, #10-12 AWG	GM/GN/GX
56	72290-94	TERMINAL, insulated (2)	GM/GN/GX
57	72291-94	TERMINAL, #14-16 AWG, 56 series	GM/GN/GX
58	72295-94	HOUSING, starter connection	GM/GN/GX
59	72303-08	TERMINAL, #12 AWG (2)	GM/GN/GX
60	72304-08	TERMINAL, #14-16 AWG	GM/GN/GX
61	72312-04	HOUSING, 3-way socket	GM/GN/GX
62	72327-03A	CONNECTOR, 3-way receptacle	GM/GN/GX
63	72330-95	FUSE, 15 AMP (blue) (10)	GM/GN/GX
64	72405-98BK	PUSH ON 90 DEGREE CONNECTOR (2)	GM/GN/GX
65	72414-07BK	HOUSING, 6-way socket (black)	GM/GN/GX
66	72427-00	TERMINAL, .187, #22-16 AWG (4)	GM/GN/GX
67	72430-00	FUSE BLOCK	GM/GN/GX
68	72432-00	FUSE BLOCK	GM/GN/GX
69	72434-00	TERMINAL, power-timer, #16-14 AWG (23)	GM/GN/GX
70	72469-07GY	HOUSING, 8-way socket (gray)	GM/GN/GX
71	72516-01	DUST CAP	GM/GN/GX
72	72519-09BK	DUST CAP	GM/GN/GX
73	72512-07BK	HOUSING, 3-way socket (black)	GM/GN/GX
74	72533-06	DUST CAP, 2-pin connector	GM/GN/GX
75	72553-07	DUST CAP, 5-pin connector	GM/GN/GX
76	72611-07	TERMINAL, socket, #16-20AWG (gold)	GM/GN/GX
77	72914-01BK	HOUSING, 4-way socket (black)	GM/GN/GX
78	72991-01	TERMINAL, socket, #18-22 AWG (3)	GM/GN/GX
79	73103-96BK	HOUSING, 3-place pin	GM/GN/GX
80	73103-96WE	HOUSING, 3-way pin	GM/GN/GX
81	73104-96BK	HOUSING, 4-place pin (black)	GM/GN/GX
82	73108-96BK	HOUSING, 8-place pin (black)	GM/GN/GX
83	73190-96	TERMINAL, pin, #16-20 AWG (18)	GM/GN/GX
84	73301-04	HOUSING, 2-way pin	GM/GN/GX
85	73303-04	SECONDARY LOCK, 2-way socket	GM/GN/GX
86	73304-04	TERMINAL, #10 AWG (2)	GM/GN/GX
87	73305-04	WIRE SEAL, #10 AWG (blue) (2)	GM/GN/GX
88	74109-98BK	HOUSING, 12-way pin (black)	GM/GN/GX
89	74112-98BK	HOUSING, 2-way socket (black) (2)	GM/GN/GX
90	74115-06	D.C. LEAD ASSEMBLY	GM/GN/GX
91	74149-98	SECONDARY LOCK, 12-way pin	GM/GN/GX
92	74152-98	SECONDARY LOCK, 2-way socket (2)	GM/GN/GX
93	74190-98	TERMINAL, pin, #16-20 AWG (11)	GM/GN/GX
94	74191-98	TERMINAL, socket (4)	GM/GN/GX
95	74195-98	SEAL PIN	GM/GN/GX

## 2009 MODEL IDENTIFICATION CODES

GM = FXD

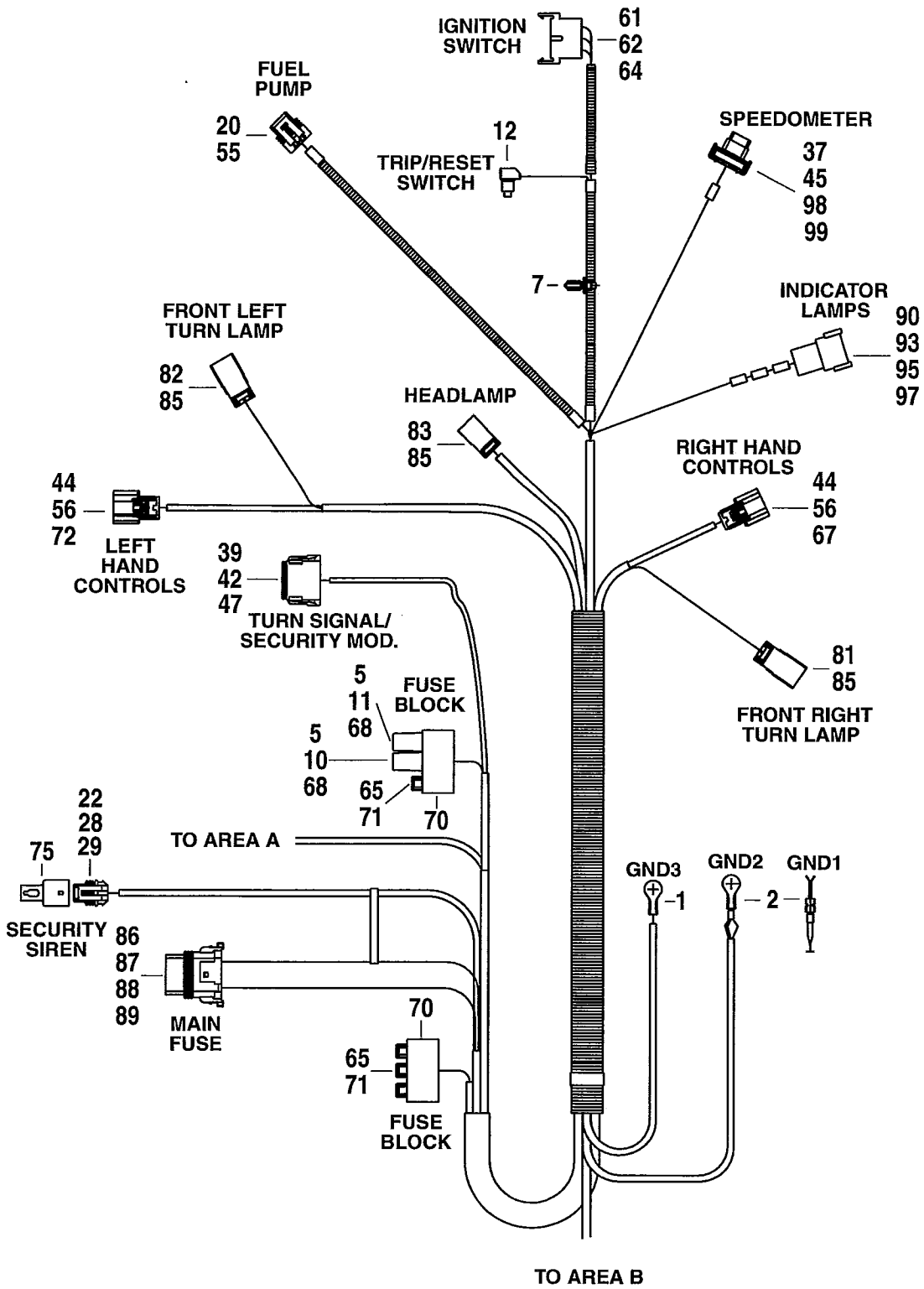
GN = FXDL

GV = FXDC

GX = FXDB

GY = FXDF

# WIRING HARNESS - FXDC & FXDF



INDEX NO.	PART NO.	DESCRIPTION	MODEL(S)
	69603-08	MAIN WIRING HARNESS	GV/GY
<b>NOTE: Includes the following parts.</b>			
1	9819	TERMINAL, ring, .25 stud, #12 AWG	GV/GY
2	9825	TERMINAL, ring, .25 stud, #14-18 AWG (2)	GV/GY
3	9842	TERMINAL, ring, .31 stud, #10-12 AWG	GV/GY
4	9898	TERMINAL FLAG (2)	GV/GY
5	9937	TERMINAL, .25 faston, #18-14 AWG (4)	GV/GY
6	10065	CABLE STRAP (7)	GV/GY
7	10177	CABLE STRAP (10)	GV/GY
8	10287	CABLE STRAP (9)	GV/GY
9	10312	CABLE STRAP	GV/GY
10	31511-01B	RELAY, w/ diode suppress (black)	GV/GY
11	31522-00C	RELAY, w/ diode suppress (gray)	GV/GY
12	67565-04	SWITCH ASSEMBLY, trip reset	GV/GY
13	70598-99	BOOT, engine temperature sensor	GV/GY
14	70976-06	WIRE GUIDE, throttle position sensor	GV/GY
15	72006-05	TERMINAL, socket, #16-20 AWG (6)	GV/GY
16	72007-05	HOUSING, 2-way socket (3)	GV/GY
17	72011-05	WIRE SEAL, #16-20 AWG (yellow) (10)	GV/GY
18	72012-07	HOUSING, 5-way socket	GV/GY
19	72014-07	SEAL PIN	GV/GY
20	72033-93	TERMINAL, socket, #16-20 AWG (7)	GV/GY
21	72063-06	HOUSING, 2-way socket (engine temperature sensor)	GV/GY
22	72064-06	HOUSING, 3-way socket (vehicle speed sensor)	GV/GY
23	72065-06A	HOUSING, 3-way socket (throttle position sensor)	GV/GY
24	72066-06	HOUSING, 4-way socket (black) (2)	GV/GY
25	72076-00	TERMINAL, socket (30)	GV/GY
26	72077-00	SEAL PIN (6)	GV/GY
27	72078-00	CONNECTOR KIT, 36 position	GV/GY
28	72094-06	TERMINAL, socket, #18 AWG (16)	GV/GY
29	72096-06	WIRE SEAL, #18-20 AWG (yellow) (16)	GV/GY
30	72098-06	HOUSING, 2-way socket (2)	GV/GY
31	72099-06	WIRE SEAL, #16-18 AWG (blue) (4)	GV/GY
32	72100-04	HOUSING, 1-way pin (gray)	GV/GY
33	72104-94BK	HOUSING, sealed, 4-pin	GV/GY
34	72110-06	TERMINAL, socket, #16-18 AWG (4)	GV/GY
35	72111-06	SECONDARY LOCK, 2-way socket (gray)	GV/GY
36	72124-94GY	HOUSING, sealed, 4-pin (gray)	GV/GY
37	72130-04	HOUSING, 12-way socket (black)	GV/GY
38	72135-06	SECONDARY LOCK, 4-way socket (gray) (2)	GV/GY
39	72139-94GY	HOUSING, sealed, 12-way socket, w/ 72179-94 (gray)	GV/GY
40	72144-94	SECONDARY LOCK, 4-way pin (2)	GV/GY
41	72145-06	SECONDARY LOCK, 2-way socket (blue) (2)	GV/GY
42	72159-94	SECONDARY LOCK, 12-way pin	GV/GY
43	72164-94A	WEATHER PLUG, 4-way pin (2)	GV/GY
44	72168-07	TERMINAL, socket, #16-20 AWG	GV/GY
45	72189-04	SEAL PIN (4)	GV/GY
46	72190-94	TERMINAL, pin, #16-18 AWG (7)	GV/GY
47	72191-94	TERMINAL, socket, #16-18 AWG (12)	GV/GY
48	72195-94	SEAL PIN	GV/GY
49	72213-94	TERMINAL, female, #18-21 AWG (3)	GV/GY
50	72214-94	CABLE SEAL (3)	GV/GY

## 2009 MODEL IDENTIFICATION CODES

GM = FXD

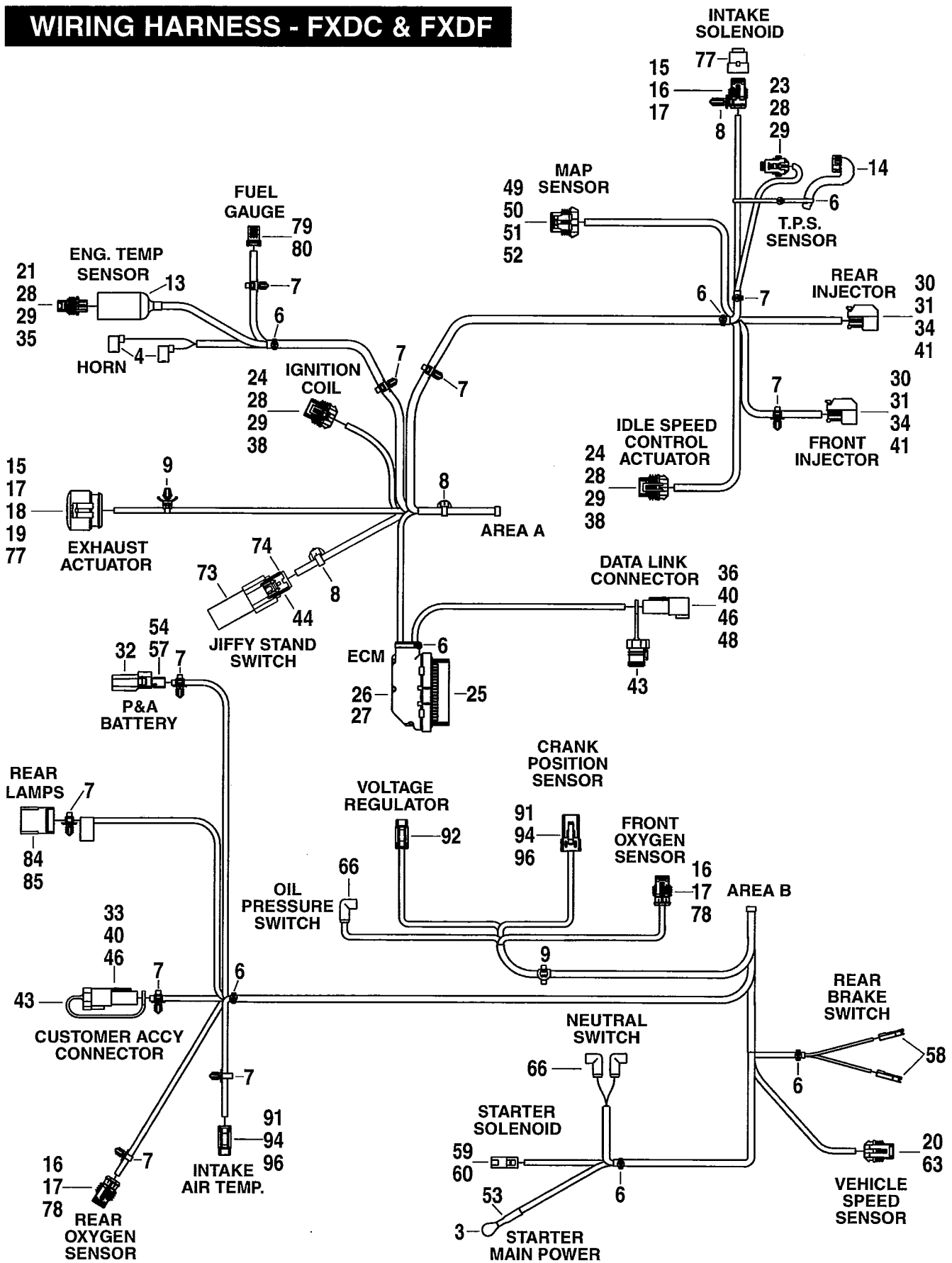
GN = FXDL

GV = FXDC

GX = FXDB

GY = FXDF

# WIRING HARNESS - FXDC & FXDF



INDEX NO.	PART NO.	DESCRIPTION	MODEL(S)
	69603-08	MAIN WIRING HARNESS (continued)	GV/GY
<b>NOTE: Includes the following parts.</b>			
51	72230-98	HOUSING, sealed, 3-way socket	GV/GY
52	72231-98	SECONDARY LOCK, 3-way socket	GV/GY
53	72249-94	SHRINK TUBE (black)	GV/GY
54	72260-04	HOUSING, 1-way socket (gray)	GV/GY
55	72263-95	HOUSING, 4-way socket (black)	GV/GY
56	72272-07	TERMINAL, socket, #14-16 AWG (3)	GV/GY
57	72289-04	TERMINAL, socket, #10-12 AWG	GV/GY
58	72290-94	TERMINAL, .250 female, #14-18 AWG (2)	GV/GY
59	72291-94	TERMINAL, #14-16 AWG, 56 series	GV/GY
60	72295-94	HOUSING, starter connection	GV/GY
61	72303-08	TERMINAL, #12 AWG (2)	GV/GY
62	72304-08	TERMINAL, #14-16 AWG	GV/GY
63	72312-04	HOUSING, 3-way socket	GV/GY
64	72327-03A	CONNECTOR, 3-way receptacle	GV/GY
65	72330-95	FUSE, 15 AMP (blue) (10)	GV/GY
66	72405-98BK	PUSH ON 90° CONNECTOR (3)	GV/GY
67	72414-07BK	HOUSING, 6-way socket (black)	GV/GY
68	72427-00	TERMINAL, .187, #22-16 AWG (4)	GV/GY
69	72430-00	FUSE BLOCK	GV/GY
70	72432-00	FUSE BLOCK	GV/GY
71	72434-00	TERMINAL, power-timer, #16-14 AWG (23)	GV/GY
72	72469-07GY	HOUSING, 8-way socket (gray)	GV/GY
73	72519-09BK	HOUSING	GV/GY
74	72512-07BK	HOUSING, 3-way socket (black)	GV/GY
75	72516-01	DUST CAP, siren connector	GV/GY
76	72533-06	DUST CAP, 2-pin connector	GV/GY
77	72553-07	DUST CAP, 5-pin connector	GV/GY
78	72611-07	TERMINAL, socket, #16-20AWG	GV/GY
79	72914-01BK	HOUSING, 4-way socket (black)	GV/GY
80	72991-01	TERMINAL, socket, #18-22 AWG (3)	GV/GY
81	73103-96BK	HOUSING, 3-place pin (black)	GV/GY
82	73103-96WE	HOUSING, 3-way pin (white)	GV/GY
83	73104-96BK	HOUSING, 4-place pin (black)	GV/GY
84	73108-96BK	HOUSING, 8-place pin (black)	GV/GY
85	73190-96	TERMINAL, pin, #16-20 AWG (18)	GV/GY
86	73301-04	HOUSING, 2-way pin	GV/GY
87	73303-04	SECONDARY LOCK, 2-way socket	GV/GY
88	73304-04	TERMINAL, #10 AWG (2)	GV/GY
89	73305-04	WIRE SEAL, #10 AWG (blue) (2)	GV/GY
90	74108-98BK	HOUSING, 8-way pin (black)	GV/GY
91	74112-98BK	HOUSING, 2-way socket (black) (2)	GV/GY
92	74115-06	D.C. LEAD ASSEMBLY	GV/GY
93	74148-98	SECONDARY LOCK, 8-way pin	GV/GY
94	74152-98	SECONDARY LOCK, 2-way socket (2)	GV/GY
95	74190-98	TERMINAL, pin, #16-20 AWG (7)	GV/GY
96	74191-98	TERMINAL, socket (4)	GV/GY
97	74195-98	SEAL PIN	GV/GY
98	74196-04	TERMINAL, socket, #20 AWG (8)	GV/GY
99	74197-04	SECONDARY LOCK, 12-way socket	GV/GY

## 2009 MODEL IDENTIFICATION CODES

GM = FXD

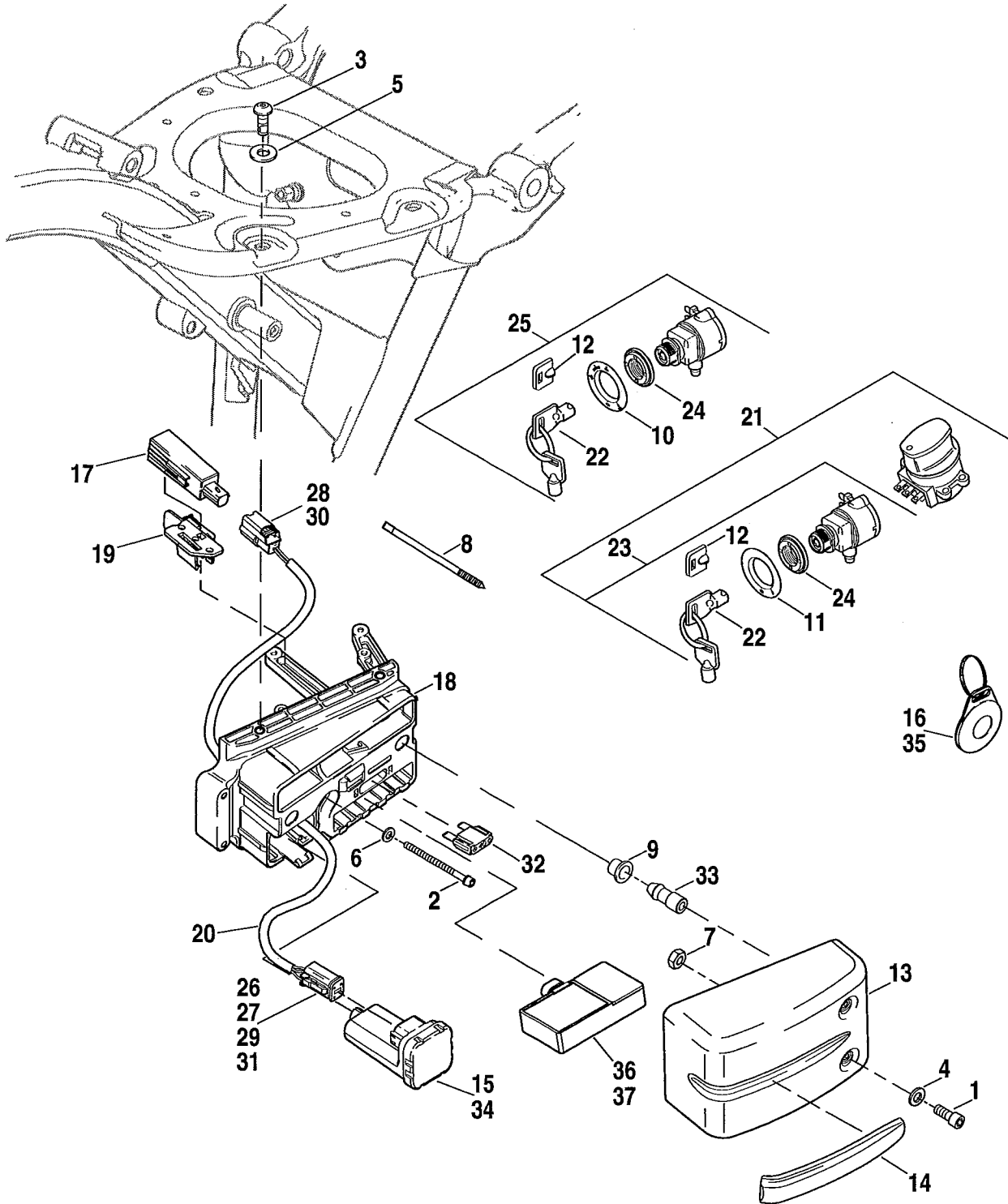
GN = FXDL

GV = FXDC

GX = FXDB

GY = FXDF

# SWITCHES & CIRCUIT BREAKERS



INDEX NO.	PART NO.	DESCRIPTION	MODEL(S)
1	3594	SCREW (2)	ALL
2	4274	SCREW	ALL
3	4613	SCREW (2)	ALL
4	6099	WASHER (2)	ALL
5	6702	WASHER (2)	ALL
6	6703	WASHER	ALL
7	7792	NUT (2)	ALL
8	10065	CABLE STRAP, keys	ALL
9	11491A	GROMMET (2)	ALL
10	14117-06	DECAL, ignition	GM/GN/GX
11	14130-06	DECAL, fork lock	GV/GY
12	61081-92	COVER, key	ALL
13	66236-04	COVER, electrical panel (black wrinkle)	GX/GY
	66333-04	COVER, electrical panel (chrome)	GN
	66361-04	COVER, electrical panel (black)	GM/GV
14	66462-07	STRAP, cover	GV/GY
15	68921-07	MODULE, turn signal	ALL
	68925-07	MODULE, security system	ALL
16	68926-07	REMOTE CONTROL FOB	ALL
17	68956-07	MODULE, assembly	ALL
18	70367-04B	ELECTRICAL CADDY	ALL
19	70401-07	ADAPTER, security antenna	ALL
20	70619-07	HARNES, hands-free, w/ 72134-94GY, 72154-94, 72191-94, 72195-94, 72720-07 & 72721-07	ALL
21	71430-06B	LOCK SET, w/ 71475-06B	GV/GY
22	71452-91A	KEY (specify key code)	ALL
23	71475-06B	FORK LOCK KIT, w/ keys & face nut (specify key code)	GV/GY
24	71555-06	NUT, face	ALL
25	71559-06C	IGNITION SWITCH/FORK LOCK, w/ keys & key cover	GM/GN/GX
26	72134-94GY	HOUSING, 4-way socket (gray)	ALL
27	72154-94	SECONDARY LOCK, 4-way socket (gray)	ALL
28	72191-94	TERMINAL, socket, #16-18 AWG (3)	ALL
29	72195-94	SEAL PIN	ALL
30	72720-07	HOUSING, 2-way socket	ALL
31	72721-07	TERMINAL, socket, #18-20 AWG (2)	ALL
32	72314-01	FUSE, MAXI, 40 AMP	ALL
33	76132-00	PIN, cover mount (2)	ALL

## INTERNATIONAL MODELS ONLY

34	68923-07	MODULE, security system (Japan)	ALL
	68925-07	MODULE, security system & turn signal canceller (HDI, Australia, England)	ALL
35	68939-00	REMOTE CONTROL FOB (Japan)	ALL
36	68958-07A	SIREN (HDI)	ALL
37	69018-00	BATTERY REPLACEMENT KIT, siren (HDI)	ALL

## 2009 MODEL IDENTIFICATION CODES

GM = FXD

GN = FXDL

GV = FXDC

GX = FXDB

GY = FXDF

# LABELS

1

DYNA - EFI							
Starter	System	ECM 15A	Spare 15A	Open (2A Max)	Instruments 15A		
Relay	Relay	Fuel pump 15A	Spare 15A	Battery 15A	Ignition 15A		
		Eng Cont 15A	Cust Accy 15A	Accessory 15A	Lights 15A		

13569-06

2

VEHICLE EMISSION CONTROL INFORMATION  
ENGINE "A"  
ENGINE FAMILY: "B"  
THIS VEHICLE CONFORMS TO USEPA REGULATIONS APPLICABLE TO 2009 MODEL YEAR NEW MOTORCYCLES AND IS CERTIFIED TO A  
"C" HC + NOX G/KM FEL  
ENGINE EXHAUST CONTROL SYSTEM: "D"  
PERMEATION FAMILY: "E"  
ENGINE TUNE UP SPECIFICATIONS:  
SLOW IDLE: 1000-1050 RPM  
AUTOMATICALLY  
CONTROLLED NOT ADJUSTABLE  
FUEL: UNLEADED GASOLINE ONLY.  
"F" (R+M)/2 PUMP OCTANE OR HIGHER  
OIL: SEE OWNER MANUAL

Harley-Davidson Motor Co.

THIS 2009 "G" MOTORCYCLE  
05921 MEETS ALL USEPA NOISE EMISSION REQUIREMENTS OF 80dB(A) AT "H" RPM BY FEDERAL TEST PROCEDURE

WARNING: MODIFICATIONS WHICH CAUSE THIS MOTORCYCLE TO EXCEED FEDERAL NOISE AND EMISSIONS STANDARDS ARE PROHIBITED BY FEDERAL LAW.  
SEE OWNERS MANUAL

XXXXX-XX

3

**WARNING**

A connected battery can cause a spark or motorcycle startup while servicing. Death or serious injury could occur.

- Disconnect negative cable before servicing.
- Keep cable away from terminal while servicing.

15368-01A

6

**STATIONARY NOISE TEST INFORMATION**  
**TESTED "A" DB(A) AT "B" RPM**  
**SILENCING SYSTEM: HARLEY-DAVIDSON**  
**IDENTIFICATION: "C"**

XXXXX-XX

IN ACCORDANCE WITH AUSTRALIAN ADR 6300

4

**WARNING**

Motorcycles are different from other vehicles. They operate, steer, handle and brake differently. Unskilled or improper use could result in loss of control, death or serious injury.

- Take a rider training course.
- Read Owner's Manual before riding, adding accessories or servicing.
- Wear a helmet, eye protection and protective clothing.
- Never tow a trailer.

To be removed by customer only.

15370-01A

7

**1 - (N) - 2 - 3 - 4 - 5 - 6**

5

**WARNING**

Motorcycles are different from other vehicles. They operate, steer, handle and brake differently. Unskilled or improper use could result in loss of control, death or serious injury.

- Take a rider training course.
- Read Owner's Manual before riding, adding accessories or servicing.
- Wear a helmet, eye protection and protective clothing.
- Never tow a trailer.

For a manual, find nearest dealer at 1-800-443-2153 or [www.harley-davidson.com](http://www.harley-davidson.com)

29108-08

INDEX NO.	PART NO.	DESCRIPTION	MODEL(S)
1	13569-06	LABEL, fuse block	ALL
2	14489-09	LABEL, emissions (Domestic, Canada)	GM/GN/GV/GX
	14495-09	LABEL, emissions (Domestic, Canada)	GY
	14490-09	LABEL, emissions (California) (not illustrated)	GM/GN/GV/GX
	14494-09	LABEL, emissions (California) (not illustrated)	GY
3	15368-01A	LABEL, battery warning	ALL
4	15370-01A	LABEL, mirror/general warning	ALL
5	29108-08	LABEL, air cleaner warning (chrome)	ALL
<b>INTERNATIONAL MODELS ONLY</b>			
	13564-09	LABEL, emissions (Canada-French) (not illustrated)	ALL
6	14000-07	LABEL, noise (Australia)	GM/GN/GV
	15383-08	LABEL, noise (Australia)	GY
5	14272-06	LABEL, shift pattern (Japan)	ALL
	15312-09	LABEL, noise (Australia) (not illustrated)	GX

## 2009 MODEL IDENTIFICATION CODES

GM = FXD

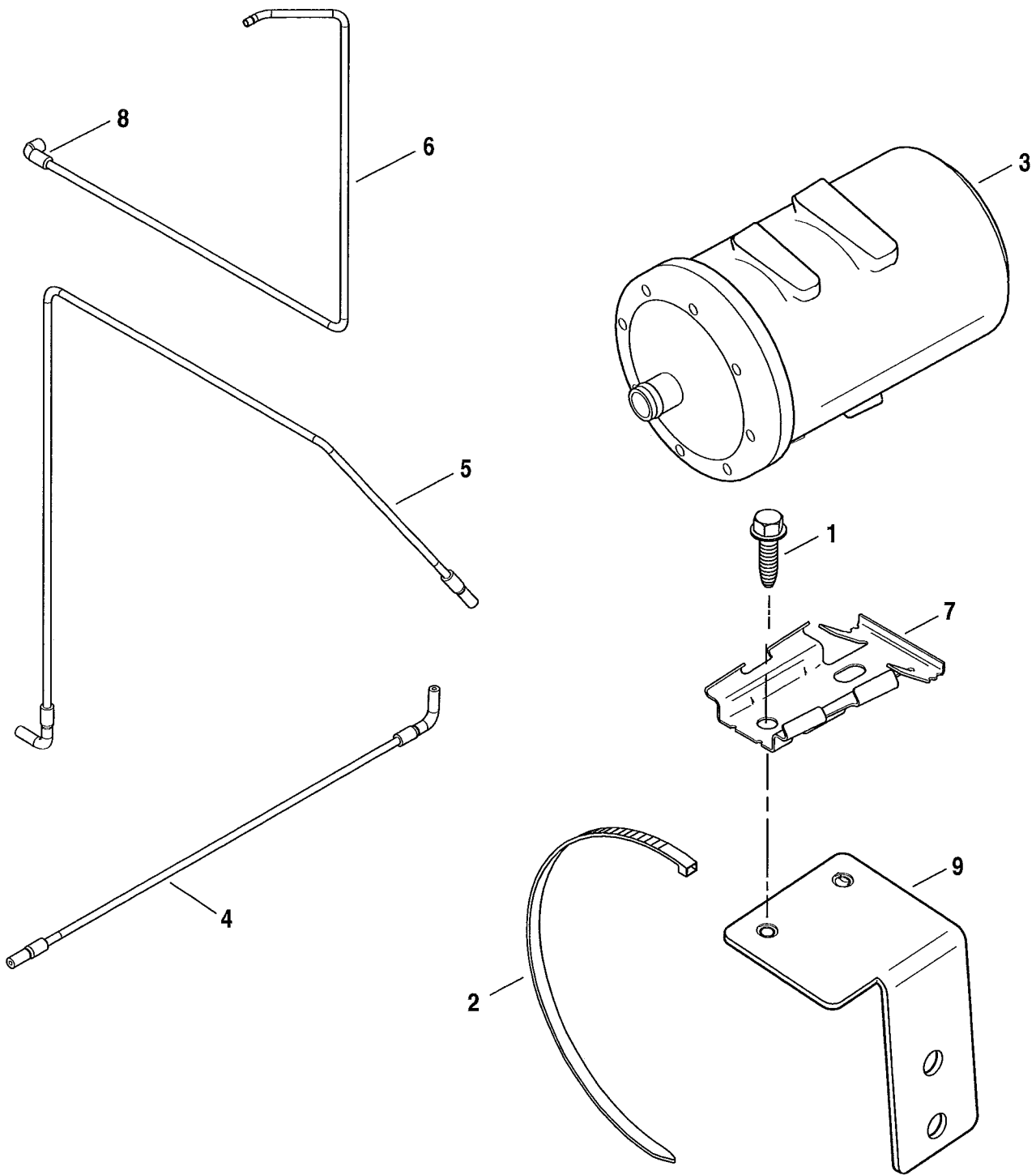
GN = FXDL

GV = FXDC

GX = FXDB

GY = FXDF

# EVAPORATIVE EMISSIONS KIT



INDEX NO.	PART NO.	DESCRIPTION	MODEL(S)
<b>NOTE: These parts are required for motorcycles sold in the state of California.</b>			
1	3893	SCREW (2)	ALL
2	10039	CABLE STRAP (4)	ALL
3	27042-84A	CANISTER ASSEMBLY	ALL
4	27189-96A	TUBE, tank to canister	ALL
5	28814-06A	TUBE, manifold to cannister	ALL
6	28819-06A	TUBE ASSEMBLY, cannister to atmosphere, w/ 29312-95	ALL
7	27047-84B	CANISTER BRACKET	ALL
8	29312-95A	CONNECTOR, elbow	ALL
9	47207-06	BRACKET, canister mounting	ALL

## 2009 MODEL IDENTIFICATION CODES

GM = FXD

GN = FXDL

GV = FXDC

GX = FXDB

GY = FXDF

## HARDWARE LIST

PART NO.	DESCRIPTION	PART NO.	DESCRIPTION
1001	SCREW, 1/4-20 X 5/8 TORX button hd., self-tapping (Grade 8)	3514	SCREW, No. 8-32 X 1 fillister hd. (Grade 5)
1039	SCREW, 5/16-18 X 2-1/2 hex flange hd. (Grade 8)	35241-06	NUT, 1-3/4-20 X .350 X 2-1/4 hex hd.
1062	SCREW, 1/4-20 X 5/8 TORX hd. (Grade 8)	35244-06	SCREW, 5/16-18 X 1-1/4 hex flange hd.
11207	WASHER, 1 X 1-1/2 internal spline	35259-06	SCREW, No. 10-24 X 1/2 hex hd. (Grade 8)
1331	SCREW, No. 8-32 X 3/4 button hd.	3537	SCREW, 1/4-28 X 1/2 flange hd., w/lockpatch
1775	SCREW, 1/4-20 X 4 hex socket hd. (Grade 8)	3540	SCREW, 5/16-18 X 5/8 socket button hd.
1788	SCREW, 1/4-20 X 3-1/2 socket hd.	3554	BOLT, 3/8-16 X 1-3/4 hex hd.
2325	SCREW, No. 6 X 3/4 cross recess pan hd., self-tapping	3563	SCREW, 1/4-20 X 3/8 hex flange hd. (Grade 5)
2361	SCREW, No. 8-32 X 3/8 socket countersink hd., w/lockpatch	3574	SCREW, 1/4-20 X 3/4 hex hd., w/washer.
2467	SCREW, No. 10-24 X 1/2 socket button hd.	3579A	SCREW, 1/4-28 X 1/4 SEMS hex hd., self-tapping (Grade 2)
2469	SCREW, 1/4-20 X 5/8 Phillips hd.	3588	SCREW, 1/4-20 X 1/2 hex flange hd.
2501A	SCREW, No. 8-32 X 3/8 hex hd., self-tapping	3594	SCREW, 1/4-20 X 5/8 knurled hd. (Grade 8)
2508	SCREW, No. 10-32 X 1/2 socket hd.	3655A	SCREW, 5/16-18 X 7/8 TORX pan hd., w/lockpatch (Grade 8)
2579A	SCREW, No. 8-32 X 5/16 Pozidriv oval hd.	3658	SCREW, No. 10-24 X 1/2 TORX hd. (Grade 5)
2667	BOLT, 5/16-18 X 2 hex hd. (Grade 5)	3691	SCREW, No. 8-32 X 5/8 socket button hd.
2773	SCREW, 1/4-20 X 1/2 Pozidriv pan hd. (Grade 2)	3692A	SCREW, 5/16-18 X 1.0 hex hd., w/lockpatch
2887WA	SCREW, 5/16-18 X 1-3/4 hex hd. (Grade 5)	3693A	SCREW, 5/16-18 X 1-3/4 hex hd., w/lockpatch
29269-83A	SCREW, 15/16-18 X 5/8 hex button hd., w/lockpatch	3699D	SCREW, 3/8-16 X 2.0 hex flange hd. (Grade 8)
2952A	SCREW, 1/4-20 X 1/2 SEMS truss hd.	3736A	SCREW, 5/16-18 X 1-1/4 hex flange hd., w/lockpatch
2955	SCREW, No. 6-32 X 1/4 Phillips pan hd., w/lockwasher	3746A	SCREW, 1/4-20 X 2-1/4 hex flange hd. (Grade 8)
2980	SCREW, M6 X 1 X 16mm hex flange hd.	3762M	BOLT, M8 X 1.25 X 23 - 12.5 TORX hd., shoulder
3022A	SCREW, 1/4-20 X 5/8 socket fillister hd., w/lockpatch	3893	SCREW, 1/4-20 X 1/2 hex hd., w/washer, self-tapping
3040	SCREW, 10-24 X 3/4 hex button hd.	3983	SCREW, 3/8-16 X 1-5/8 hex flange hd., w/washer (Grade 8)
3050	SCREW, No. 10-24 X 1-3/8 TORX hd.	4007	SCREW, 5/16-18 X 1-1/4 socket button hd.
3109	SCREW, 7/16-14 X 2-5/8 hex cap w/washer, lock patch	4017	BOLT, 5/16-18 X 1 hex hd. (Grade 5)
3159	SCREW, #8-32 X 1/2 flat hd	4042	SCREW, M8 X 1.25 X 35 hex button hd.
31689-90	BOLT, M4 X 0.7 X 12 hex hd.	4059	SCREW, 3/8-16 X 1 TORX hd., w/lockpatch, self-tapping (Grade 8)
3201WA	SCREW, 5/16-18 X 1-1/4 knurled hd.	4068A	BOLT, 5/16-18 X 2-1/2 hex hd. (Grade 5)
3210A	SCREW, 5/16-18 X 1-1/4 knurled hd.	4104	SCREW, No. 10-24 X 1/2 hex hd., w/washer
3214	SCREW, 3/8-16 X 1-1/4 socket hd., thread-cutting	4116	SCREW, 5/16-18 X 3-5/8 hex hd.
3249	SCREW, 5/16-18 X 1-3/16 socket hd. (Grade 8)	4132	SCREW, 1/4-20 X 1-1/8 TORX button hd. (Grade 5) (black)
3275	SCREW, 5/16-18 X 3/4 socket hd. (Grade 8)	4180	SCREW, 3/8-16 X 1-1/2 TORX button hd.
3340	SCREW, 5/16-18 X 1/2 hex hd. (Grade 8)	4240	SCREW, No. 10-24 X 3/16 hex hd., w/washer
3368	SCREW, 9/16-1/2 X 3 hex hd. (Grade 8)	4267	SCREW, 3/8-16 X 1-1/4 button hd. (Grade 5)
3403	LOCKNUT, M8-1.25 X 12mm flange (zinc)	4269	SCREW, 5/16-18 X 3/4, flange hd.
3471	BOLT, 1/2-13 X 2-3/4 hex hd. (Grade 5)		
3487	BOLT, 5/16-24 X 5/8 hex hd., w/lockpatch		
35078-79	NUT, 3/4-16 X .391 X 1		
3509	BOLT, 3/8-16 X 2-3/4 hex hd. (Grade 8)		

## HARDWARE LIST

PART NO.	DESCRIPTION	PART NO.	DESCRIPTION
4274	SCREW, 1/4-20 X 2-3/4 socket hd.	6379W	WASHER, 3/8 X 5/8 X 3/64
4312C	SCREW, M6 X 1.0 X 14mm, SEMS flange hd. (stainless)	6445	WASHER, 1/2 X 2 X 0.300
4339A	SCREW, 3/8-16 X 2-3/4 TORX hd. (Grade 8)	6497HW	WASHER, 29/64 X 1-1/8 X 1/16
4352	SCREW, 3/8-16 X 1-1/2 TORX, self-tapping (Grade 8)	6551	WASHER, 1 X 1-5/8 X 1/8 hardened
43567-92	SCREW, 3/4-16 X 1 TORX pan hd., w/lockpatch	6655	WASHER, 5/8 X 1-1/2 X 7/64
4402	SCREW, 5/16-18 X 3/8 button hd. socket (stainless)	6701	WASHER, 3/8 X 13/16 X 1/16
4419	SCREW, 5/16-18 X 1-3/4 SEMS hex hd.	6702	WASHER, 5/16 X 11/16 X 1/16
4512A	SCREW, 3/8-16 X 1 TORX recessed button hd. (Grade 8)	6703	WASHER, 1/4 X 5/8 X 1/16
45718-60	NUT, 1-24 X 1.5 X 0.47	6718	WASHER, 1/2 X 1-1/16 X 3/32
45727-08	WASHER, 1-1/32 X 2.0 X 1/16	6762B	WASHER, 11/16 X 29/32 X 1/32
45991-06	SCREW, 3/8-16 X 0.163 (Grade 8)	6792	WASHER, 0.5 X 0.9 X 0.104
4613	SCREW, 5/16-18 X 7/8 TORX button hd.	68026-99	SCREW, No. 8-32 X 1 Phillips pan hd. (stainless)
46509-01	WASHER, 30 X 43 X 2.3	68042-99	SCREW, No. 8-32 X 3/8 TORX hd.
46614-06	BOLT, M14 X 1.25 X 30 socket hd.	6966M	WASHER, 12.6 X 19.0 X 0.63 spring
4705	SCREW, 1/4-20 X 11/16 SEMS socket hd., w/lockpatch	7003	LOCKWASHER, 9/16
4716W	SCREW, 3/8-16 X 1-1/4 hex hd. (Grade 5)	7038	LOCKWASHER, 3/8
4717A	SCREW, 1/4-20 X 2-1/4 knurled hd., w/lockpatch	7041	LOCKWASHER, 5/16
4718A	SCREW, 1/4-20 X 1-1/2 knurled hd., w/lockpatch	7045	LOCKWASHER, 3/8 high collar
4721	BOLT, 3/8-16 X 1-1/2 hex hd. (Grade 5)	7062	LOCKWASHER, M8.4 X 13 X 1.2
4722	BOLT, 3/8-16 X 2-1/4 hex hd. (Grade 5)	7068	LOCKWASHER, 1/2
4724	BOLT, 3/8-24 X 1-1/2 hex hd. (Grade 5)	7118	LOCKWASHER, 3/16 internal tooth
4740A	SCREW, 1/4-20 X 1-1/4 knurled hd., w/lockpatch (Grade 8)	7127	LOCKWASHER, 5/16 internal tooth
4741A	SCREW, 1/4-20 X 1 socket hd., w/lockpatch	7129	LOCKWASHER, 1/2 internal tooth
4748	SCREW, 3/8-16 X 1-1/8 socket hd. (Grade 8)	7130W	LOCKWASHER, 3/8 internal tooth
4761	SCREW, 1/4-20 X 2 socket button hd.	7229W	LOCKWASHER, 1/4 internal/external tooth
4762	SCREW, 3/8-16 X 4-1/2 hex hd. (Grade 5)	7403	NUT, 1/2-13 X 0.302 X 3/4
47641-06	SCREW, 3/4-10 X 9-1/4 hex hd. (Grade 8)	7481	ACORN NUT, 5/16-18 X 5/8 X 1/2
4775	SCREW, 3/8-16 X 1-1/4 hex hd. (Grade 5)	7495	NUT, M6 flange
4813A	SCREW, 1/4-20 X 1-3/8 knurled hd., w/lockpatch	7531	LOCKNUT, 5/16-18 X 9/32 X 1/2 flange
4816A	SCREW, 5/16-18 X 1-1/2 socket hd.	7549A	ACORN NUT, 5/16-18 X 9/16 X 1/2
5403B	BOLT, 1/4-20 X 3/8 carriage	7593	NUT, 5/16-24 flange
5414	BOLT, 3/8-16 X 7/8 carriage (Grade 5)	7601	LOCKNUT, 3/8-16 flange
54321-85	NUT, No. 8-32 X 1/2 X 1/8 (brass)	7606	LOCKNUT, No. 8-32 X 1/4 X 1/4 hex (chrome)
5445W	BOLT, 5/16 X 1-1/4 carriage (Grade 5)	7667	NUT, 3/8-16 X 9/32 X 9/16 nylon insert
6016	WASHER, 11/32 X 11/16 X 1/16	7716	LOCKNUT, 1/4-20 X 7/16 flange
6019	WASHER, 3/8 X 29/32 X 1/16	7720	ACORN NUT, 5/16-24 (chrome)
6036	WASHER, 17/64 X 1 X 1/16	7736	ACORN NUT, 5/16-24 X 19/32 X 1/2 (Grade 2) (chrome)
6099	WASHER, 1/4 X 7/16 X 1/16	7744	JAM NUT, 5/16-24 X 3/16 X 1/2 (Grade 2)
6101	WASHER, 17/64 X 27/64 X 1/16	7778	LOCKNUT, 3/8-16 X 7/16 X 9/16
6109	WASHER, 5/16 X 11/16 X 1/8	7792	NUT, 1/4-20 X 1/4 (Grade 2)
6113	WASHER, 1/2 X 13/16 X 1/32	7800W	NUT, 3/8-24 X 5/16 X 9/16 (Grade 2)
6294	WASHER, 3/8 X 1-1/8 X 7/32	7813A	NUT, 5/8-18 X 9/16 X 15/16 (Grade 2)
6366	WASHER, 1/2 X 1-1/4 X 3/32	7838	NUT, No. 10-24 keps
		7848W	JAM NUT, 7/16-20 X 1/4 X 11/16 (Grade 2)
		786A	BOLT, 5/16-18 X 2-1/4 hex hd. (Grade 5)
		7880	NUT, 1/2-13 X 7/16 X 3/4 (Grade 2)
		7891	NUT, 1/4-20 special plastic
		791A	SCREW, 3/8-18 X 2-1/4 hex flange hd. (Grade 5)
		7951	JAM NUT, 3/4-16 X 17/64 X 1-7/64 (Grade 2)
		8020	NUT, M24 X 2.0 X 15

## HARDWARE LIST

---

PART NO.	DESCRIPTION	PART NO.	DESCRIPTION
8102	SPEEDNUT, 5/16-18	923	SCREW, 1/4-20 X 3/4 socket pan hd.
8108	SPEEDNUT, 1/4-20	925	SCREW, 1/4-28 X 5/8 socket button hd. (Grade 8)
856A	SCREW, 5/16-24 X 1 socket hd. (Grade 8)	928	BOLT, M5 X 0.8 X 35.2 hex hd.
895	SCREW, 5/16-18 X 3.0 hex flange hd. (Grade 5)	929A	SCREW, M4 X 0.7 X 11.8 flange hd.
8972	WASHER, 1-1/4 X 1-53/64 X 1/8	942	SCREW, 1/4-20 X 3/4 TORX button hd., w/lockpatch (Grade 8)
90770-79	SCREW, No. 8-32 X 3/8 Pozidriv hd., self-tapping	9468	SCREW, 3/8-16 X 2 hex cap hd.

## NEW PARTS LIST

PART NO. ....	PAGE	PART NO. ....	PAGE	
1001	SCREW.....	93	42143-08A PIN.....	55
11061A	RETAINING RING.....	39	42176-09 WHEEL ASSEMBLY.....	59
11672	CUSHION.....	89	42177-09 RIM.....	59
11686	O-RING.....	99	42179-09 WHEEL ASSEMBLY.....	63
11689	PISTON RING.....	65	42180-09 RIM.....	63
13352-09	DECAL.....	101	42347-08 BRAKE SPRING KIT.....	55
13353-09	DECAL.....	101	42348-08 TORQUE CLIP KIT.....	55
13537-09	DECAL.....	101	43638-08 WHEEL ASSEMBLY.....	59
13561-09	DECAL.....	101	44337-08 PAD SPRING KIT.....	53
13564-09	LABEL.....	129	45104-08 HOLDER.....	65
14489-09	LABEL.....	129	45718-60 NUT.....	65
14490-09	LABEL.....	129	47661-08 CLAMP.....	65
14494-09	LABEL.....	129	49379-09 FORK REBUILD KIT.....	67
14495-09	LABEL.....	129	50278-08A SENSOR.....	71
16258-95C	STABILIZER LINK.....	19	51475-09 SEAT.....	75
16719-99B	GASKET.....	11	51652-97A BRACKET.....	75
17280-08	CYLINDER HEAD.....	9	51786-09 BRACKET.....	75
17283-08	CYLINDER HEAD.....	9	51819-07 SEAT.....	75
17558-08	CYLINDER ASSEMBLY.....	9	53077-06 SEAT.....	75
17573-99A	ROCKER HOUSING.....	11	53078-06 SEAT.....	75
17574-99A	ROCKER HOUSING.....	11	54534-09 SHOCK ABSORBER.....	69
18085-05B	EXHAUST VALVE.....	9	54537-08A SHOCK ABSORBER.....	69
19255-09	ENGINE ASSEMBLY.....	7	56951-09 HANDLEBAR.....	79
19256-09	ENGINE ASSEMBLY.....	7	59289-92 REFLECTOR.....	89
19262-09	ENGINE ASSEMBLY.....	7	59290-92 REFLECTOR.....	89
19587-09	ENGINE ASSEMBLY.....	7	60139-06B FENDER.....	89
19863-09	ENGINE ASSEMBLY.....	7	60250-08A BRACKET.....	89
2508	SCREW.....	89	60286-09 FENDER.....	89
25364-01B	CAM COVER.....	17	60339-07A BELT GUARD.....	73
25367-01B	CAM COVER.....	17	60789-06B INNER COVER ASSEMBLY.....	43
25369-01B	CAM COVER.....	17	60790-06B INNER COVER ASSEMBLY.....	43
3159	SCREW.....	85	60791-06B INNER COVER ASSEMBLY.....	43
33037-09	TRANSMISSION ASSEMBLY....	37	60906-09 LICENSE PLATE BRACKET....	89
33061-09	TRANSMISSION ASSEMBLY....	37	60907-09 LICENSE PLATE BRACKET....	89
33062-09	TRANSMISSION ASSEMBLY....	37	60908-09 LICENSE PLATE BRACKET....	89
33145-09	TRANSMISSION ASSEMBLY....	37	61693-05DH CONSOLE.....	115
33172-09	TRANSMISSION ASSEMBLY....	37	61693-08CGR CONSOLE.....	115
33173-09	TRANSMISSION ASSEMBLY....	37	62194-04B CHECK VALVE.....	97
34469-06B	COVER.....	37	62372-09 VENT HOSE.....	37
34521-06B	COVER.....	37	64753-09 MUFFLER.....	103
34528-06B	COVER.....	37	64755-09 MUFFLER ASSEMBLY.....	103
35249-06A	LOCK PLATE.....	33	64757-09 MUFFLER ASSEMBLY.....	103
38785-08A	CLUTCH CABLE.....	35	64895-09 MUFFLER.....	103
38785-08A	CLUTCH CABLE.....	47	64997-08 EXHAUST PIPE.....	105
38787-06C	CLUTCH CABLE.....	35	65051-09 SUPPORT.....	103
38787-06C	CLUTCH CABLE.....	47	65296-95A CLAMP.....	103
38788-06C	CLUTCH CABLE.....	35	65296-95A CLAMP.....	105
38788-06C	CLUTCH CABLE.....	47	67096-09 SPEEDOMETER.....	113
38789-06C	CLUTCH CABLE.....	35	67204-09 SPEEDOMETER.....	113
38789-06C	CLUTCH CABLE.....	47	67242-09 SPEEDOMETER.....	113
40296-06A	COMPENSATOR ASSEMBLY....	45	67478-09 SPEEDOMETER.....	109
40333-06A	CAM SLIDER.....	45	67478-09 SPEEDOMETER.....	111
4068A	BOLT.....	93	67479-09 SPEEDOMETER.....	109
4104	SCREW.....	49	67479-09 SPEEDOMETER.....	111
41425-09	WHEEL ASSEMBLY.....	59	67480-09 SPEEDOMETER.....	109
41426-07	RIM.....	59	67480-09 SPEEDOMETER.....	111
41430-09	WHEEL ASSEMBLY.....	63	67481-09 TACHOMETER.....	111
41431-09	RIM.....	63	67790-93A TRIM RING.....	85

## NEW PARTS LIST

PART NO. ....	PAGE	PART NO. ....	PAGE		
67883-04A	ADAPTER RING.....	85	71685-06	SWITCH ASSEMBLY.....	81
68168-89A	BULB.....	93	72134-94GY	HOUSING.....	93
68223-09	TURN SIGNAL.....	91	72154-94	SECONDARY LOCK.....	93
68225-09	TURNSIGNAL.....	91	72191-94	TERMINAL.....	93
68334-09	STT MODULE.....	93	72195-94	PLUG.....	93
68461-09	TURN SIGNAL ASSEMBLY.....	93	72291-94	TERMINAL.....	121
68467-09	TURN SIGNAL ASSEMBLY.....	95	72291-94	TERMINAL.....	125
68559-07	LENS.....	93	72303-08	TERMINAL.....	121
68653-05	SOCKET.....	87	72303-08	TERMINAL.....	125
68755-07	LENS.....	91	72304-08	TERMINAL.....	121
68755-07	LENS.....	95	72304-08	TERMINAL.....	125
68770-02A	HARNES ASSEMBLY.....	93	72327-03A	CONNECTOR.....	121
68785-09	HARNES ASSEMBLY.....	93	72327-03A	CONNECTOR.....	125
68958-07A	SIREN.....	127	72405-98BK	PUSH ON 90° CONNECTOR....	125
69162-06A	HEADLAMP SHELL ASSEMBLY..	87	72519-09BK	DUST CAP.....	121
69356-06A	HEADLAMP SHELL ASSEMBLY..	85	72519-09BK	HOUSING.....	125
69438-06	SUPPORT.....	93	72904-01BK	HOUSING.....	93
69598-09	TAIL LAMP ASSEMBLY.....	93	72914-01BK	HOUSIG.....	93
70102-06B	CABLE ASSEMBLY.....	107	72990-01	TERMINAL.....	93
70284-06A	CABLE ASSEMBLY.....	107	72991-01	TERMINAL.....	93
70379-06A	TRAY.....	107	73108-96BK	HOUSING.....	93
70464-08A	REGULATOR.....	25	75218-04D	MODULE ASSEMBLY.....	99
70523-06	CONDUIT.....	93	75219-09	SENDER.....	99
7118	LOCKWASHER.....	49	75226-09	FUEL GAUGE.....	99
7118	LOCKWASHER.....	79	75241-08	FUEL GAUGE.....	99
71430-06B	LOCK SET.....	113	75249-04A	SEAL.....	99
71475-06B	FORK LOCK KIT.....	71	75270-09	ELECTRICAL HARNES.....	99
71559-06C	IGNITION SWITCH/FORK LOCK..	71	766	PLUG.....	93
71559-06C	IGNITION SWITCH/FORK LOCK..	127	91909-03A	MIRROR KIT.....	49
71590-96A	STOPLAMP SWITCH.....	81	91910-03A	MIRROR KIT.....	47
71620-08	SWITCH.....	81	95594-84	WEIGHT.....	59
71682-06	SWITCH ASSEMBLY.....	81	95594-84	WEIGHT.....	63
71683-06	SWITCH ASSEMBLY.....	81	95595-84	WEIGHT.....	59
71684-06	SWITCH ASSEMBLY.....	81	95595-84	WEIGHT.....	63

## NUMERICAL INDEX

PART NO. ....	PAGE	PART NO. ....	PAGE	PART NO. ....	PAGE	PART NO. ....	PAGE
10006.	71	11143.	49	14494-09.	129	17945-36B.	11
1001.	93	11145A.	11	14495-09.	129	17947-36.	11
10014.	97	11150.	33	15312-09.	129	17948-99.	11
10031.	49	11155.	83	15368-01A.	129	17964-99.	11
10039.	97	11161.	35	15370-01A.	129	17966-99.	11
10039.	113	11177A.	13	15383-08.	129	17968-99.	11
10039.	131	11179.	35	16241-90.	19	18011-86.	9
10053.	49	11179.	47	16258-95C.	19	18020-83.	9
10053.	51	11201.	39	16328-04.	19	18074-05A.	9
10065.	71	11207.	39	16465-06.	9	18085-05B.	9
10065.	91	11256.	9	16478-85A.	9	18094-02A.	9
10065.	97	11270.	11	16480-92A.	9	18245-02.	9
10065.	111	11271.	83	16574-99A.	15	18258-02.	9
10065.	113	11272.	83	16574-99A.	35	18260-02.	9
10065.	119	11273.	15	16583-00A.	35	18535-99.	11
10065.	123	11289A.	29	16583-00A.	43	18538-99B.	11
10065.	127	11289A.	37	16589-99A.	15	18635-99B.	11
10073.	83	11291.	21	16595-99A.	9	19255-09.	7
10073.	89	11293.	11	16595-99A.	15	19256-09.	7
10074.	103	11293.	17	16606-05.	9	19262-09.	7
10113.	97	11301.	17	16708-95A.	35	19587-09.	7
10119.	103	11323.	97	16715-83.	9	19863-09.	7
10177.	27	11387A.	97	16719-99B.	11	21949-07.	13
10177.	111	11387A.	99	16775-99B.	9	21950-07.	13
10177.	119	11389.	33	16834-99A.	9	21955-07.	13
10177.	123	11402.	81	17045-99C.	11	21959-07.	13
10181.	81	11461.	17	17045-99C.	17	21960-07.	13
10191A.	89	11491A.	127	17052-99B.	9	21961-07.	13
10214.	27	11573.	35	17053-99B.	9	22097-99.	13
10257.	71	11575.	33	17162-03.	11	221.	35
10264.	47	11578.	73	17178-06A.	9	22131-05.	13
10272.	113	11580.	71	17179-06.	9	22307-99.	15
10285.	71	11599.	39	17180-06A.	9	2325.	109
10287.	71	11672.	89	17181-06.	9	2361.	109
10287.	119	11686.	99	17280-08.	9	2361.	111
10287.	123	11689.	65	17283-08.	9	23729-07.	13
10312.	119	11804.	57	17360-83A.	11	24004-03A.	15
10312.	123	11804.	59	17369-06.	43	24009-06.	15
10324.	71	12052A.	43	17375-83A.	11	24605-07.	15
1039.	11	12068.	15	17386-99A.	11	24608-07A.	17
1062.	43	12074.	35	17428-57.	11	24621-06A.	15
10957.	31	12077.	39	17458-07.	9	24654-06A.	15
10991.	39	1331.	99	17459-07.	9	2467.	115
10992.	73	13352-09.	101	17558-08.	9	2469.	107
10998.	35	13353-09.	101	17572-99.	11	24754-75A.	43
11005.	51	13368-09.	101	17573-99A.	11	2501A.	113
11061A.	39	13537-09.	101	17574-99A.	11	2508.	89
11081A.	39	13561-09.	101	17575-99.	11	25244-99A.	17
11082.	39	13564-09.	129	17576-99.	11	25344-99.	17
11096.	39	13569-06.	129	17577-99.	11	25355-06.	17
11096.	41	14000-07.	129	17594-99.	11	25364-01B.	17
11105.	37	14117-06.	71	17611-83.	11	25367-01B.	17
11105.	43	14117-06.	127	17650-02.	11	25369-01B.	17
11120.	35	14130-06.	71	1775.	43	25566-06.	17
11132A.	11	14130-06.	127	1788.	27	25585-06.	17
11132A.	35	14272-06.	129	17922-99.	11	25590-07A.	17
11140.	15	14489-09.	129	17923-99.	11	25604-00A.	35
11143.	47	14490-09.	129	17939-99.	11	25605-00A.	35

## NUMERICAL INDEX

PART NO. ....	PAGE	PART NO. ....	PAGE	PART NO. ....	PAGE	PART NO. ....	PAGE
25673-06.....	17	29182-08.....	23	3210A.....	79	35082-07.....	33
25675-06.....	17	29182-08.....	23	3214.....	77	35082-07.....	35
25683-06.....	17	29183-08.....	23	32316-99.....	21	35087-99A.....	35
25728-06.....	17	29184-08.....	23	32362-04.....	27	3509.....	19
25729-06.....	17	29185-08.....	23	32424-98.....	21	35114-02.....	15
25731-06.....	17	29186-08.....	23	32446-99.....	29	35122-06.....	39
25734-06.....	17	29191-08.....	23	3249.....	35	35124-06.....	39
25736-06.....	17	29269-83A.....	23	32534-05C.....	27	35126-06.....	39
25737-06.....	17	29312-95A.....	131	32543-07.....	17	3514.....	85
25738-06.....	17	29313-95.....	23	32558-99.....	17	35186-06.....	33
2579A.....	49	29320-08.....	23	32707-01C.....	29	35186-06.....	35
2579A.....	51	29329-07.....	107	3275.....	21	35187-06.....	33
26037-06.....	17	29343-08.....	23	33032-99.....	77	35201-06.....	39
26072-99A.....	37	29345-08.....	23	33037-09.....	37	35202-06.....	39
26085-99A.....	37	29465-08.....	23	33061-09.....	37	35204-06.....	39
26087-99A.....	37	2952A.....	75	33062-09.....	37	35210-06.....	33
26210-99.....	17	2955.....	81	33145-09.....	37	35217-06.....	33
26278-06.....	17	29583-01A.....	23	33172-09.....	37	35222-06.....	33
26281-06.....	17	2980.....	41	33173-09.....	37	35223-06.....	33
26282-06.....	17	30017-08.....	25	33216-99.....	77	35241-06.....	45
26352-95A.....	15	3022A.....	93	33389-07.....	33	35242-06.....	45
26400-82B.....	17	3040.....	115	3340.....	73	35243-06.....	33
26561-99.....	29	3050.....	25	33409-06B.....	33	35244-06.....	33
2667.....	105	3109.....	45	33413-06A.....	33	35249-06A.....	33
26858-99.....	11	3109.....	61	3368.....	45	35250-06.....	35
26993-06.....	21	3109.....	63	33693-03.....	77	35259-06.....	33
26995-86B.....	21	3112.....	97	33708-94.....	51	35260-06.....	35
27042-84A.....	131	31328-91.....	31	33728-06.....	33	3537.....	51
27047-84B.....	131	31345-06.....	31	3378.....	69	3540.....	111
27189-96A.....	131	31511-01B.....	119	33789-06.....	33	3540.....	113
27208-05A.....	97	31511-01B.....	123	33849-97.....	33	3540.....	115
27247-00.....	97	31515-90.....	31	33883-06.....	33	35467-08.....	39
27250-96B.....	97	31518-90.....	31	33926-06B.....	37	35470-06.....	39
27296-04A.....	97	31519-90.....	31	3403.....	31	3554.....	19
27381-06.....	21	31522-00C.....	119	34064-00C.....	33	3559.....	31
27389-04A.....	97	31522-00C.....	123	34091-08.....	39	35607-06.....	35
27444-00Y.....	31	31525-90.....	31	34469-06B.....	37	3563.....	117
27651-06.....	21	31527-90.....	31	34521-06B.....	37	35654-06.....	35
27655-06.....	21	31530-90.....	31	34528-06B.....	37	3574.....	75
27658-06.....	21	31535-91.....	31	34564-90B.....	33	3579A.....	73
27659-06.....	21	3159.....	85	34611-65A.....	33	35801-06.....	39
27683-07.....	103	31604-06.....	31	34621-06.....	33	35805-06.....	39
27683-07.....	105	31618-06A.....	31	34625-90.....	33	35807-06.....	39
27684-06.....	21	31626-06.....	31	3471.....	79	35811-06.....	39
27708-06.....	21	31631-06.....	31	34746-08.....	37	35814-06.....	39
27709-06A.....	21	31633-07.....	31	34747-08.....	37	3588.....	71
27714-06.....	103	31640-04.....	27	3487.....	71	3588.....	75
27714-06.....	105	31641-06.....	31	34887-06.....	33	3594.....	45
2773.....	89	31643-06.....	31	34917-06.....	37	3594.....	49
28814-06A.....	131	31660-90.....	31	34920-86A.....	35	3594.....	127
28819-06A.....	131	31688-90.....	31	34934-06.....	43	3655A.....	57
2887WA.....	93	31689-90.....	31	34980-06.....	33	3655A.....	59
2887WA.....	103	31692-90.....	31	34982-02.....	43	3655A.....	71
2887WA.....	105	31695-90.....	31	34987-06.....	33	3658.....	81
29108-08.....	129	31743-01.....	27	34991-06.....	33	36805-06.....	35
29110-08.....	23	31960-99A.....	27	35078-79.....	35	3691.....	111
29144-08.....	23	31981-99C.....	27	35078-79.....	39	3692A.....	11
29154-08.....	23	3201WA.....	89	35081-06.....	33	3693A.....	11

## NUMERICAL INDEX

PART NO. ....	PAGE	PART NO. ....	PAGE	PART NO. ....	PAGE	PART NO. ....	PAGE
3699D.....	37	4017.....	33	4132.....	47	4269.....	105
37065-06.....	35	40221-07.....	45	4132.....	49	42728-08.....	49
37069-90.....	39	40221-07.....	61	41339-06.....	59	4274.....	127
37069-90.....	41	40221-07.....	63	41349-07.....	57	42750-06.....	97
37090-98A.....	41	40296-06A.....	45	41425-09.....	59	43001-06.....	59
37092-06.....	41	40297-06.....	45	41426-07.....	59	43052-05.....	63
37101-84B.....	33	40320-06.....	45	41430-09.....	63	43101-06.....	63
37101-84B.....	35	40323-00.....	17	41431-09.....	63	43105-08.....	59
37116-06.....	35	40333-06A.....	45	41547-07A.....	57	43112-91A.....	57
37129-06.....	35	40356-07.....	25	41571-08.....	73	43112-91A.....	59
37135-06.....	35	4042.....	65	41585-90B.....	73	4312C.....	107
37312-75.....	39	40502-06.....	63	41628-08.....	57	43145-47.....	59
37312-75.....	41	4059.....	51	41628-08.....	59	43157-83A.....	57
37313-80.....	39	4059.....	73	41731-01.....	49	43157-83A.....	61
37313-80.....	41	4059.....	77	41731-01.....	51	43169-00A.....	61
3736A.....	11	40634-07.....	45	41733-88.....	49	43169-00A.....	63
3746A.....	11	40634-07.....	61	41739-84A.....	49	43183-06.....	63
37496-90A.....	41	40634-07.....	63	41747-82A.....	49	43203-06.....	59
37554-06A.....	41	40645-06.....	47	41747-82A.....	51	43218-08.....	57
3762M.....	57	40653-07.....	45	41748-08.....	57	43228-08.....	61
37813-06A.....	41	40653-07.....	61	41748-08.....	59	43234-06.....	59
37882-06.....	41	40653-07.....	63	41797-00.....	61	4339A.....	51
37883-98.....	41	40659-06.....	45	41797-00.....	63	4339A.....	77
37884-98.....	41	4068A.....	93	4180.....	77	43461-08.....	57
37903-90.....	41	40708-08.....	57	41803-06.....	51	43465-08.....	61
37904-90.....	41	40711-08.....	61	41955-03A.....	51	4352.....	65
37905-00.....	41	40761-05.....	59	42040-06.....	57	43567-92.....	61
37906-90.....	41	40762-05.....	59	42040-06.....	59	43567-92.....	63
37909-90.....	41	40863-06.....	63	42062-08.....	55	43570-06.....	59
37912-98A.....	41	40903-87.....	51	42142-08.....	51	43638-08.....	59
37913-98.....	41	40908-08.....	55	42143-08A.....	55	43655-08.....	57
37932-98.....	41	40918-87.....	51	42163-08.....	49	43905-08.....	61
38608-96.....	47	40920-87.....	51	42176-09.....	59	43905-08.....	63
38630-88.....	35	40922-87.....	51	42177-09.....	59	4402.....	115
38630-88.....	47	40926-08.....	57	42179-09.....	63	44046-08.....	53
38653-01.....	83	40927-08.....	57	42180-09.....	63	44048-83A.....	53
38785-08A.....	35	40947-08.....	61	42298-08.....	55	44048-83A.....	55
38785-08A.....	47	40947-08.....	63	42344-08.....	55	44066-08.....	55
38787-06C.....	35	40964-08.....	61	42345-08.....	55	44082-08.....	53
38787-06C.....	47	40964-08.....	63	42347-08.....	55	44126-87.....	51
38788-06C.....	35	40964-08.....	73	42348-08.....	55	44147-87A.....	49
38788-06C.....	47	40973-08.....	57	42382-87C.....	51	44147-87A.....	53
38789-06C.....	35	40979-08.....	63	4240.....	79	44147-87A.....	55
38789-06C.....	47	40987-08.....	61	42443-80A.....	51	44160-00.....	53
3893.....	131	41018-08.....	61	42448-87.....	51	44163-00.....	53
3983.....	37	4104.....	49	42460-80B.....	51	4419.....	31
39929-06A.....	43	41114-08.....	61	42474-06.....	51	44313-08.....	53
39968-06.....	17	41114-08.....	63	42481-03A.....	51	44337-08.....	53
39969-06.....	17	41123-79.....	57	42481-03A.....	77	44338-00.....	53
40036-06.....	45	41123-79.....	59	42502-90A.....	51	44338-00.....	55
40046-07.....	45	41123-79.....	61	42532-06.....	51	44351-00.....	55
40048-07.....	45	41123-79.....	63	42542-06.....	51	44447-00.....	59
4007.....	73	4116.....	93	42568-05.....	51	44487-08.....	53
4007.....	111	4116.....	95	42663-03.....	51	44553-06A.....	57
4007.....	113	41229-08.....	61	42663-03.....	77	44743-08.....	63
40114-07.....	45	41229-08.....	63	42665-03.....	51	45006-96C.....	49
40114-07.....	61	41242-08.....	61	42665-03.....	77	45015-96.....	47
40114-07.....	63	41242-08.....	63	4267.....	89	45016-08.....	49

## NUMERICAL INDEX

PART NO. ....	PAGE	PART NO. ....	PAGE	PART NO. ....	PAGE	PART NO. ....	PAGE
45019-08.....	49	4716W.....	103	50003-89B.....	71	56248-08.....	83
45021-86.....	47	4717A.....	27	50053-90.....	71	56355-96A.....	83
45032-82.....	47	4718A.....	35	50054-01.....	71	56356-96A.....	83
45032-82.....	49	47207-06.....	131	50055-08.....	71	56394-74.....	83
45036-88.....	47	4721.....	19	50057-02.....	71	56396-74A.....	83
45044-96A.....	47	4722.....	85	50278-08A.....	71	56397-74C.....	83
45044-96A.....	49	47226-06.....	19	50639-90A.....	77	56402-83A.....	83
45072-96C.....	49	4724.....	85	50649-90.....	77	56415-06.....	83
45104-08.....	65	47281-08BHP.....	71	50666-07.....	77	56421-06.....	83
45112-08.....	49	47318-98.....	71	50667-07.....	77	56508-76.....	83
4512A.....	89	4740A.....	17	50912-72.....	77	56541-86A.....	79
45170-08.....	49	4740A.....	17	51176-96B.....	75	56542-86A.....	79
45291-08.....	49	4740A.....	25	51475-09.....	75	56567-86B.....	79
45322-06.....	65	4740A.....	27	515.....	51	56633-06.....	83
45423-92.....	47	4741A.....	11	51652-97A.....	75	56634-06.....	83
45423-96.....	49	4741A.....	17	51654-08.....	75	56666-04.....	83
45483-05.....	49	4741A.....	29	51786-09.....	75	56667-04.....	83
45538-08.....	65	4741A.....	35	51819-07.....	75	56852-05.....	79
45539-08.....	65	4741A.....	37	51890-07.....	113	56853-05.....	79
45611-86.....	65	47463-06BHP.....	71	51938-04.....	51	56898-08.....	79
4564M.....	53	4748.....	19	53077-06.....	75	56935-08.....	79
45670-80A.....	65	47564-99.....	19	53078-06.....	75	56951-09.....	79
45718-60.....	65	47583-90B.....	19	53108-08.....	75	56959-08.....	79
45727-08.....	65	4761.....	23	53436-97.....	87	5837A.....	39
45867-08.....	65	4762.....	85	5403B.....	89	5862.....	27
45893-99.....	37	47624-90A.....	73	5414.....	103	59138-06.....	89
45947-06A.....	65	47641-06.....	73	54321-85.....	57	59171-06.....	89
45948-06A.....	65	47648-08.....	65	54321-85.....	59	59259-90.....	89
45991-06.....	73	47661-08.....	65	54321-85.....	61	5928.....	73
46080-01.....	65	4775.....	19	54321-85.....	63	59281-08.....	89
4613.....	107	47820-06.....	73	5445W.....	103	59287-92.....	89
4613.....	127	47841-06.....	73	54473-79.....	69	59288-92.....	89
46278-08.....	65	47844-06.....	73	54474-79.....	69	59289-92.....	89
46456-05.....	49	48073-04.....	111	54475-79.....	69	59290-92.....	89
46457-05.....	51	4813A.....	43	54512-90A.....	69	59410-08.....	89
46508-01.....	65	4816A.....	109	54517-06.....	69	59481-00.....	67
46509-01.....	65	48198-06.....	67	54534-09.....	69	59482-00.....	67
46510-01.....	65	48300-60.....	67	54537-08A.....	69	59484-06.....	89
46510-07.....	65	48307-06.....	67	54556-84.....	69	59512-06A.....	89
46512-01.....	65	48315-60.....	67	54569-84.....	69	59551-06.....	89
46513-01.....	65	48315-60.....	71	54615-01.....	69	59634-06.....	89
46514-01.....	65	48622-08.....	65	54666-08.....	69	59768-97.....	89
46515-01.....	65	48623-08.....	65	54708-65A.....	69	59783-08.....	79
46516-01.....	67	48739-08.....	67	54710-84.....	69	59785-06.....	79
46517-01.....	67	48740-08.....	67	554A.....	71	59786-06.....	79
46605-06.....	67	48741-08.....	67	55847-05A.....	79	59984-73.....	89
46606-06.....	67	48742-08.....	67	55847-05A.....	109	59986-75.....	89
46607-06A.....	67	48745-08.....	67	55850-06.....	79	59988-72A.....	89
46608-06A.....	67	49127-77A.....	77	55851-06A.....	79	60001-55.....	89
46609-06.....	67	49216-06.....	73	55852-07.....	79	60019-93A.....	89
46610-06.....	67	49224-06A.....	77	56004-00.....	79	601.....	17
46611-06.....	67	49230-06.....	77	56038-05.....	79	60123-02.....	89
46612-06.....	67	49354-01.....	77	56102-99.....	79	60139-06B.....	89
46614-06.....	67	49379-09.....	67	56153-73.....	79	6016.....	93
46615-06.....	67	49704-90G.....	71	56158-73.....	79	6019.....	19
46857-08.....	65	49711-08.....	71	56159-73.....	79	60214-08.....	89
46857-08.....	79	49720-90.....	71	56206-96.....	83	60218-08.....	89
4705.....	37	49723-98.....	71	56220-94A.....	83	60219-07.....	89

## NUMERICAL INDEX

PART NO. ....	PAGE	PART NO. ....	PAGE	PART NO. ....	PAGE	PART NO. ....	PAGE
60222-07.....	89	62160-08.....	97	6551.....	63	67104-95.....	109
60250-08A.....	89	62194-04B.....	97	65631-06.....	103	67121-95A.....	109
60286-09.....	89	62308-06.....	101	65674-95.....	103	67121-95A.....	111
60328-98B.....	37	62309-06.....	101	65696-08.....	103	6718.....	77
60328-98B.....	43	62318-08.....	101	65696-08.....	105	67185-04.....	111
60339-07A.....	73	62319-08.....	101	65701-06A.....	103	67190-89.....	113
60356-07.....	73	62327-07.....	101	65746-06.....	103	67204-09.....	113
6036.....	75	62328-07.....	101	65825-06.....	103	67242-09.....	113
60547-06.....	43	62349-04F.....	97	65825-06.....	103	67271-04A.....	113
60633-08.....	73	62372-09.....	37	65830-03.....	103	67450-99.....	109
60678-85.....	43	62457-06.....	35	65868-07.....	103	67450-99.....	111
60717-07.....	43	62459-06.....	35	65930-07A.....	103	67478-09.....	109
60758-06.....	43	6249.....	89	65946-07.....	103	67478-09.....	111
60762-06.....	43	62826-02.....	37	65975-99.....	103	67479-09.....	109
60764-06.....	43	62828-99.....	37	65989-97B.....	107	67479-09.....	111
60766-06.....	43	62853-06.....	35	66017-01.....	107	67480-09.....	109
60767-06.....	43	6294.....	17	66025-07.....	103	67480-09.....	111
60789-06B.....	43	63510-04A.....	97	66234-06.....	107	67481-09.....	111
60790-06B.....	43	63518-04A.....	97	66236-04.....	127	67482-06A.....	111
60791-06B.....	43	6366.....	51	66290-06.....	37	67488-04.....	111
60813-07.....	43	63731-99A.....	15	66333-04.....	127	67565-04.....	113
60906-09.....	89	63798-99A.....	15	66361-04.....	127	67565-04.....	123
60907-09.....	89	6379W.....	71	66366-06.....	107	6762B.....	11
60908-09.....	89	63815-99.....	11	66375-06.....	107	67667-05.....	85
6099.....	27	63869-06.....	43	66462-07.....	127	67689-04.....	111
6099.....	51	6445.....	45	66463-07.....	107	67741-06.....	85
6099.....	127	64700-08.....	105	6655.....	57	67790-93A.....	85
6101.....	47	64701-08.....	105	6655.....	59	67822-88.....	91
6101.....	49	64705-08.....	105	66767-07.....	103	67827-88A.....	91
61011-04A.....	99	64705-08.....	105	66778-07.....	103	67829-88.....	47
61012-04A.....	99	64707-08.....	103	66798-07.....	103	67829-88.....	91
61013-04A.....	99	64753-09.....	103	66798-07.....	105	67831-03.....	91
61015-04A.....	99	64755-09.....	103	66808-08.....	105	67880-94.....	109
61016-04B.....	99	64757-09.....	103	66840-08.....	105	67880-94.....	111
61030-04A.....	99	64819-08.....	105	66841-08.....	105	67880-94.....	113
61081-92.....	71	64830-08.....	105	66852-08.....	105	67883-04A.....	85
61081-92.....	127	64895-09.....	103	6701.....	19	6792.....	69
6109.....	117	64941-07.....	103	6701.....	77	68026-99.....	93
61109-85D.....	97	6497HW.....	33	6701.....	85	68042-99.....	15
61115-04A.....	99	64984-08.....	105	6701.....	103	68042-99.....	17
6113.....	69	64987-08.....	105	67013-04A.....	91	68066-99A.....	93
61192-96A.....	99	64987-08.....	105	67015-02.....	91	68113-99B.....	113
61213-04A.....	99	64997-08.....	105	67019-04A.....	91	68140-04.....	93
61250-06.....	113	65051-09.....	103	6702.....	33	68141-04.....	95
61272-92B.....	97	65184-02.....	103	6702.....	73	68163-84.....	91
61499-04.....	115	65184-02.....	105	6702.....	97	68163-84.....	95
61545-04.....	115	65296-95A.....	103	6702.....	103	68167-04.....	93
61553-04B.....	99	65296-95A.....	105	6702.....	105	68167-04.....	95
61554-04.....	115	65324-83A.....	103	6702.....	107	68168-89A.....	91
61586-04A.....	97	65324-83A.....	105	6702.....	113	68168-89A.....	93
61590-04A.....	97	65325-83A.....	103	6702.....	127	68222-06.....	73
61593-04A.....	97	65325-83A.....	105	6703.....	49	68223-09.....	91
61652-04.....	115	65376-95.....	103	6703.....	89	68225-09.....	91
61693-05DH.....	115	65379-95.....	103	6703.....	103	68296-99A.....	93
61693-08CGR.....	115	65440-06.....	103	6703.....	105	68297-05.....	85
61695-05.....	111	65441-06.....	103	6703.....	127	68329-03.....	85
61705-06.....	111	65463-00.....	103	67085-95.....	109	68329-03.....	87
62150-85.....	97	6551.....	61	67096-09.....	113	68334-09.....	93

## NUMERICAL INDEX

PART NO. ....	PAGE	PART NO. ....	PAGE	PART NO. ....	PAGE	PART NO. ....	PAGE
68335-05.....	87	69162-06A.....	87	70991-07.....	103	72063-06.....	123
68341-05.....	87	69187-03A.....	95	70991-07.....	105	72064-06.....	119
68369-03.....	93	69356-06A.....	85	71019-07.....	103	72064-06.....	123
68370-03A.....	93	69356-06A.....	87	71019-07.....	105	72065-06A.....	119
68372-03.....	95	69438-06.....	93	7118.....	49	72065-06A.....	123
68380-05.....	85	69538-04A.....	113	7118.....	79	72066-06.....	119
68380-05.....	87	69598-09.....	93	71211-04.....	113	72066-06.....	123
68382-07.....	111	69602-08.....	119	7127.....	47	72076-00.....	119
68383-96.....	111	69602-08.....	121	7127.....	49	72076-00.....	123
68415-07.....	111	69603-08.....	123	7127.....	91	72077-00.....	119
68461-09.....	93	69603-08.....	125	71279-04.....	113	72077-00.....	123
68467-09.....	95	69607-06.....	21	7129.....	79	72078-00.....	119
68480-02.....	93	6966M.....	57	71304-04.....	113	72078-00.....	123
68480-02.....	95	69797-08.....	85	7130W.....	85	72094-06.....	21
68513-95.....	109	69798-08.....	85	71313-96A.....	113	72094-06.....	119
68551-07.....	109	69800-08.....	85	71430-06B.....	113	72094-06.....	123
68559-07.....	93	69801-08.....	85	71430-06B.....	127	72096-06.....	21
68572-64B.....	93	69802-08.....	87	71452-91A.....	71	72096-06.....	119
68653-05.....	87	69803-08.....	87	71452-91A.....	127	72096-06.....	123
68755-07.....	91	69804-08.....	87	71475-06B.....	71	72098-06.....	119
68755-07.....	95	69838-08.....	85	71475-06B.....	127	72098-06.....	123
68762-99.....	93	69839-08.....	85	71509-00.....	81	72099-06.....	119
68764-99.....	93	69861-07.....	67	71555-06.....	71	72099-06.....	123
68770-02A.....	93	69862-07.....	67	71555-06.....	127	72100-04.....	119
68771-02.....	93	69932-08.....	87	71559-06C.....	71	72100-04.....	123
68785-09.....	93	70003-06.....	107	71559-06C.....	127	72104-94BK.....	119
68789-96A.....	111	70017-06.....	81	71563-96.....	81	72104-94BK.....	123
68812-06A.....	109	7003.....	51	71564-96.....	81	72110-06.....	119
68821-00.....	93	70102-06B.....	107	71567-96.....	81	72110-06.....	123
68830-99A.....	93	70191-73A.....	79	71568-96A.....	81	72111-06.....	119
68881-01.....	87	70284-06A.....	107	71569-06.....	81	72111-06.....	123
68904-00.....	91	70345-84.....	79	71571-06A.....	81	72124-94GY.....	119
68905-00.....	93	70345-84.....	81	71590-96A.....	81	72124-94GY.....	123
68906-00.....	91	70367-04B.....	127	71620-08.....	81	72130-04.....	123
68921-07.....	127	70379-06A.....	107	71682-06.....	81	72131-04.....	111
68923-07.....	127	7038.....	19	71683-06.....	81	72134-94GY.....	93
68925-07.....	127	7038.....	77	71684-06.....	81	72134-94GY.....	127
68925-07.....	127	7038.....	85	71685-06.....	81	72135-06.....	119
68926-07.....	127	70401-07.....	127	72006-05.....	119	72135-06.....	123
68939-00.....	71	7041.....	33	72006-05.....	123	72139-94GY.....	119
68939-00.....	127	70427-06.....	71	72007-05.....	119	72139-94GY.....	123
68956-07.....	127	7045.....	77	72007-05.....	123	72144-94.....	119
68958-07A.....	127	70464-08A.....	25	72009-05.....	103	72144-94.....	123
68972-00.....	91	70472-06.....	111	72009-05.....	105	72145-06.....	119
68973-00.....	91	70476-06.....	111	72011-05.....	103	72145-06.....	123
68973-00.....	93	70504-81.....	83	72011-05.....	105	72154-94.....	93
68975-00.....	91	70523-06.....	93	72011-05.....	119	72154-94.....	127
68976-00.....	91	70540-02.....	93	72011-05.....	123	72159-94.....	119
68977-00.....	93	70584-94.....	107	72012-07.....	119	72159-94.....	123
68978-00.....	95	70598-99.....	119	72012-07.....	123	72161-06.....	87
68979-00.....	95	70598-99.....	123	72014-07.....	119	72164-94A.....	119
69012-93A.....	117	70619-07.....	127	72014-07.....	123	72164-94A.....	123
69018-00.....	127	7062.....	65	72026-08.....	51	72168-07.....	119
69060-90D.....	117	7068.....	77	72033-93.....	119	72168-07.....	123
69062-91A.....	117	7068.....	79	72033-93.....	123	72169-07.....	71
69120-91.....	117	7078.....	33	72056-92.....	85	72169-07.....	81
69123-92.....	117	70976-06.....	119	72062-06.....	21	72169-07.....	109
69162-06A.....	85	70976-06.....	123	72063-06.....	119	72169-07.....	111

## NUMERICAL INDEX

PART NO. ....	PAGE	PART NO. ....	PAGE	PART NO. ....	PAGE	PART NO. ....	PAGE
72179-94.	119	72405-98BK.	121	73110-96BK.	111	74195-98.	125
72188-07BK.	81	72405-98BK.	125	73152-96BK.	93	74196-04.	109
72189-04.	109	72414-07BK.	121	73153-96BK.	91	74196-04.	111
72189-04.	111	72414-07BK.	125	73154-96BK.	85	74196-04.	125
72189-04.	123	72418-04.	99	73154-96BK.	93	74197-04.	109
72190-94.	119	72419-04.	99	73156-96BK.	93	74197-04.	111
72190-94.	123	72420-04.	99	73158-96BK.	93	74197-04.	125
72191-94.	93	72425-04.	99	73160-96BK.	111	74402-05.	37
72191-94.	119	72426-04.	99	73165-01.	99	74631-08.	25
72191-94.	123	72427-00.	121	73166-01.	99	7481.	97
72191-94.	127	72427-00.	125	73167-01.	99	7495.	107
72195-94.	93	72430-00.	121	73168-01.	99	7495.	117
72195-94.	119	72430-00.	125	73190-96.	93	75217-04.	99
72195-94.	123	72432-00.	121	73190-96.	111	75218-04D.	99
72195-94.	127	72432-00.	125	73190-96.	121	75219-09.	99
72199-94.	29	72434-00.	121	73190-96.	125	75226-09.	99
72213-94.	119	72434-00.	125	73191-96.	85	75241-08.	99
72213-94.	123	72447-07GY.	81	73191-96.	91	75243-04B.	99
72214-94.	119	72469-07GY.	121	73191-96.	93	75245-04A.	99
72214-94.	123	72469-07GY.	125	732.	89	75246-04.	99
72230-98.	119	72488-07BK.	109	73213-07.	71	75248-04.	99
72230-98.	125	72488-07BK.	111	73301-04.	121	75249-04A.	99
72231-98.	119	72511-07BK.	71	73301-04.	125	75254-04A.	99
72231-98.	125	72512-07BK.	121	73303-04.	121	75270-09.	99
72240-94.	79	72512-07BK.	125	73303-04.	125	7531.	73
72242-94.	107	72516-01.	121	73304-04.	121	7531.	89
72249-94.	79	72516-01.	125	73304-04.	125	7531.	103
72249-94.	121	72519-09BK.	121	73305-04.	121	7531.	105
72249-94.	125	72519-09BK.	125	73305-04.	125	7549A.	117
72260-04.	121	72533-06.	121	740.	71	7593.	103
72260-04.	125	72533-06.	125	740.	73	7593.	105
72263-95.	121	72549-07.	109	7403.	69	7601.	19
72263-95.	125	72549-07.	111	74102-98BK.	21	7601.	103
72266-94.	81	72553-07.	121	74108-98BK.	125	7606.	85
72272-07.	121	72553-07.	125	74109-98BK.	121	761.	89
72272-07.	125	72611-07.	121	74112-98BK.	121	76132-00.	127
72289-04.	121	72611-07.	125	74112-98BK.	125	765.	15
72289-04.	125	72720-07.	127	74115-06.	121	766.	93
72290-94.	121	72721-07.	127	74115-06.	125	7667.	77
72290-94.	125	72904-01BK.	93	74118-98BK.	113	7716.	89
72291-94.	121	72904-01BK.	99	74119-98BK.	111	7720.	47
72291-94.	125	72914-01BK.	93	74142-98.	21	7736.	33
72295-94.	121	72914-01BK.	121	74148-98.	125	7744.	51
72295-94.	125	72914-01BK.	125	74149-98.	121	7744.	91
72298-95.	87	72990-01.	93	74152-98.	121	7778.	85
7229W.	51	72990-01.	99	74152-98.	125	7792.	37
72303-08.	121	72991-01.	93	74158-98.	113	7792.	75
72303-08.	125	72991-01.	121	74159-98.	111	7792.	89
72304-08.	121	72991-01.	125	74190-98.	21	7792.	127
72304-08.	125	73103-96BK.	121	74190-98.	121	7800W.	85
72312-04.	121	73103-96BK.	125	74190-98.	125	7813A.	57
72312-04.	125	73103-96WE.	121	74191-98.	111	7813A.	59
72314-01.	127	73103-96WE.	125	74191-98.	121	7838.	31
72327-03A.	121	73104-96BK.	121	74191-98.	125	7848W.	41
72327-03A.	125	73104-96BK.	125	74193-98.	113	786A.	43
72330-95.	121	73108-96BK.	93	74194-98.	29	7880.	69
72330-95.	125	73108-96BK.	121	74195-98.	113	7880.	77
72356-95.	87	73108-96BK.	125	74195-98.	121	7891.	75

## NUMERICAL INDEX

PART NO. ....	PAGE	PART NO. ....	PAGE	PART NO. ....	PAGE	PART NO. ....	PAGE
791A.....	43	856A.....	33	9215.....	15	95595-84.....	63
7951.....	51	8871.....	31	9215.....	17	9701.....	35
7964.....	93	8873.....	17	923.....	103	9819.....	119
8020.....	61	8873.....	35	923.....	105	9819.....	123
8020.....	63	8879.....	31	9231.....	43	9825.....	119
8026K.....	39	8883.....	31	925.....	31	9825.....	123
8041.....	39	895.....	15	9276.....	57	9842.....	119
8042.....	39	89581-04A.....	31	9276.....	59	9842.....	123
8050.....	73	8963.....	35	9276.....	61	9847.....	85
8102.....	23	8967.....	35	9276.....	63	9848.....	85
8108.....	117	8970.....	35	928.....	31	9857.....	79
8135B.....	113	8972.....	15	929A.....	31	9898.....	87
8144.....	89	90383-98.....	21	942.....	17	9898.....	119
8165.....	97	9077.....	31	942.....	103	9898.....	123
8165.....	111	90770-79.....	47	9468.....	19	9937.....	119
8165.....	113	91840-03A.....	49	95594-84.....	59	9937.....	123
8173.....	99	91845-03A.....	47	95594-84.....	63	9955.....	103
8173.....	111	91909-03A.....	49	95595-84.....	57	9955.....	105
8173.....	113	91910-03A.....	47	95595-84.....	59	9956.....	105
8185.....	69	9208.....	73	95595-84.....	61		

